THE BOOK FOR PUMP PROFESSIONALS

2015

BBA Pumps

Our dedication:

Building the world's best portable pump solutions.

BBA Pumps is the leading manufacturer of portable pump equipment. Our purpose designed pump solutions offer you the lowest cost of ownership and unparalleled reliability. Through our dedicated team and globally located partner network we offer you excellence in both product and support.

Partnership from people who care!

PUMPS FROM HOLLAND

Born out of experience

About BBA Pumps

BBA Pumps Company Profile **8-17**

Dewatering, Sewage and High Head Pumps

BA Auto Prime Pumps **18-33**

High Efficiency Wellpoint Dewatering Pumps

PT Wellpoint Piston Pumps **34-47**

Slurry and Bentonite Pumps

BV Sludge Pumps **48-53**

Self-Priming Centrifugal Pumps

B Self-Priming Pumps **54-63**

For (wellpoint) dewatering and water transport systems

BBA Pipes and Couplings **64-131**

BBA Facts & Tips **132-137**

Generations ahead



BBA Pumps' research and development department designs innovative solutions which are simply generations ahead, providing our users with products which meet and surpass their requirements. We set clients expectations in accordance with our role as the technology leader.

We build ROI



Our state-of-the-art production facilities and intensive supply partnerships result in production standards equal to leading manufacturers in the automotive industry. CNC and laser controlled equipment guarantee speed and consistent component quality. Pump assembly construction and welding is performed only by skilled craftsmen. Testing is undertaken throughout the production process in order to guarantee performance and quality.

Quality is not always about th e pump

BBA's lowest cost of ownership is clearly demonstrated by long service intervals, ergonomic design and clear instructions for use. However a sound investment only remains sustainable when properly maintained. The only way to protect your investment and guarantee your pumps performance is through the use of genuine BBA spare parts.

Educating your staff in our BBA Pumps Training Center will increase their knowledge, save costs, drive efficiency and optimize your work flow. In emergencies, we are available for you 24 hours a day, 7 days a week. All BBA products are supplied under our BBA exclusive warranty policy.

We assure you of continuity and a rapid response to avoid costly downtime!

Sustainability



At BBA Pumps sustainability is paramount. Our products are not only the best choice for cost effectiveness but also for sustainability and environmental stewardship. The high pump efficiency ensures fuel consumption is kept to the minimum and the emission requirements are in full compliance with EU and the U.S. EPA standards. We use corrosion resistant hot galvanized frames and composite doors and panels.

Fully (oil) spill-free systems and low noise emissions combine to create a new level of performance for environmentally friendly pump solutions.

10-23 Concept

Super Silent Canopy

By combining our experience with cutting edge technology we have been able to create a compact and lightweight canopy concept. The 10-23 canopy features a hot-dip galvanised frame combined with durable ABS/ASA panels. The canopy offers minimal measurements (2270 x 1050 mm), is stackable, fully bunded and super silenced.

Additional features

- Designed for global use when it comes to all different climates and languages.
- Canopy can be square loaded (11 units per 40 ft container).
- E-Lift®, thanks to the E-Lift system the pump and diesel engine as a whole can be removed from the canopy effortlessly allowing easy maintenance.
- Bumper bars and recessed doors preventing damage.
- Most BBA pump-ends have a similar “10-23 footprint” allowing modular assembly.

Easy access
User friendly, easy accessible and lockable lightweight composite doors and panels.

Composite fuel tank
Fully bunded, corrosion free and minimal condensation.

Logistics
Central lifting point and forklift pockets for safe on-site repositioning.

10-23 trailer mounted pumps
BBA skid mounted pumps are easily transformed in a trailer mounted unit, and available in 3 different models.

Auto Prime Pumps



World-class performance

The BA series has been designed to be deployed on the most demanding applications. Using high efficiency pump-ends in combination with sophisticated diesel engine technology, the BA range offers maximum performance at minimal running costs.

The heart of the matter

Impeller
A selection of high efficiency impellers are available for the BA range. By using high grade steel (42CrMo4) the pumps can be used for corrosive or abrasive fluids.



Easy inspection
All inspection points, draining points and filler plugs are easily accessible and situated on one side of the pump as much as possible.

Reliable vacuum pump
MP series diaphragm pump. Air-cooled, water resistant and 100% oil-spill free offering air handling capacities of 50 m³/h or 100 m³/h.

Large inspection covers
Easy access to all main areas, e.g. float box, impeller and non-return valve.





After starting the unit, the vacuum pump starts priming air out of the suction line. A non-return valve shuts off the discharge side. As soon as the pump is primed, the float closes the vacuum pump connection and the centrifugal pump starts pumping liquid.

Oil chamber and pressure relief chamber
The large oil chamber offers optimal seal cooling allowing dry running or snoring.

The pressure relief chamber prevents fluids from entering the bearing block at all times.



Non-return valve
This maintenance-free valve creates perfect sealing of the discharge port for reliable priming and re-priming.

Adjustable wearplate
The wearplate can be adjusted without disassembling the pump-end, ensuring maximum pump efficiency.



Interchangeable parts
The modular design of the BA series minimises parts requirement thereby lowering stock keeping costs and facilitating easy maintenance.

BA Series

Electrically Driven Pumps 3" – 24"

With the development of a new standard norm block construction (NMC) BBA Pumps offers a modular and compact electrically driven pump design that is fully in-sync with the companies "lowest cost of ownership" philosophy. Using high efficiency pumps and electric motors, the pumps offer maximum performance at minimal cost. In addition to a standard control box and soft starter, the pump units can also be provided with a frequency converter; which ensures a maximum control over the pumping process.

Pump				Motor 400V 50Hz				Frame	Canopy
Model	Flow m³/h	Head m	ø mm	Model	Power kW	Speed rpm	Start-up		
BA80H D275	110	115	25	HMC2 250M-2	55	2970	soft starter	BF10-18	L10-23
BA100K D193	130	15	82	HMA2 132S-4	5.5	1450	soft starter	BF10-18	L10-23
BA100E D265	260	21	80	HMC2 160L-4	15	1460	soft starter	BF10-18	L10-23
BA150E D285	430	24	80	HMC2 180M-4	18.5	1470	soft starter	BF10-18	L10-23
BA200E D328	650	31	80	HMC2 225M-4	45	1475	soft starter	BF10-18	L10-23
BA300K D350	1500	22	100	HMC2 280M-4	90	1485	DOL	F12-27	M12-30
BA-C400S8 D559	3200	45	114	HMC2 355L-6	250	990	DOL	F15-34	-
BA-C600S12 D711	6500	24	133	HMC2 355L-10	250	600	DOL	F20-40	-

BA Series

Diesel Driven Dewatering and Sewage Pumps 4" - 6"

The BA auto prime pumps have been designed with a clear focus on reliability, efficiency and durability. Featuring a 100% mechanical priming system, the BA series pumps quickly prime and re-prime, even from dry conditions. The heavy build style of both pump and canopy make the BA range perfect for use in the strenuous contractor market.

Fast tow trailer

A custom built, road-legal trailer for all 4" and 6" pump units in M10-23 canopy or BF10-23 frame.

Site trailer

Off road trailer for all 4" and 6" pump models in M 10-23 canopy or BF 10-23 frame.

Pump				Diesel engine				Canopy	Frame	Stock model
Model	Flow m^3/h	Head m	ø mm	Brand	Model	Power kW	Speed rpm			
BA100K D193	135	18	82	Hatz	1D81Z	5,5	1500	M10-19	–	☑
BA100E D255	250	23	80	Perkins	403D-15	13	1500	M10-23	BF10-23	
BA100E D265	265	35	80	Perkins	404D-22	23	1800	M10-23	BF10-23	
BA150E D285	460	27	80	Perkins	404D-22	20	1500	M10-23	BF10-23	
BA150E D285	475	37	80	Perkins	404D-22T	34	1800	M10-23	BF10-23	☑

BA Series

Diesel Driven Dewatering and Sewage Pumps 6" - 12"

For the larger units in the BA range, we have developed the EW canopy. The canopy uses a modular build system that has a universal and recognisable look throughout the range. Featuring a heavy-duty galvanised frame in combination with PE door covers the canopy is virtually maintenance free and offers a lasting factory new look. Should sound levels not be critical these units are also available as open diesel.

Pump				Diesel engine				Canopy	Frame	Stock model
Model	Flow m^3/h	Head m	ø mm	Brand	Model	Power kW	Speed rpm			
BA150E D285	490	48	80	Perkins	1104D-44T	54	2100	EW12-25	F8-30	
BA200E D328	700	32	80	Perkins	1104D-44T	45	1500	EW12-25	F8-30	☑
BA200E D328	750	53	80	John Deere	4045HF285	100	2000	EW12-25	F8-30	
BA-C200S4 D330	900	58	86	John Deere	4045HF285	75	1800	EW12-33	F10-33	
BA-C300S4 D320	1400	41	102	Perkins	1104D-44TA	68	1500	EW12-33	F15-40	
BA300K D324	1400	18	100	Perkins	1104D-44TA	67	1500	EW12-33	F10-36	☑
BA-C2504S D394	1400	44	86	Perkins	1106D-E66TA	95	1500	EW12-40	F10-36	
BA300K D350	1550	24	100	Perkins	1106D-E66TA	95	1500	EW12-40	F10-36	

BA Series

Diesel Driven High Flow Pumps 14" - 30"

Within the BA series we carry a range of pumps specifically designed for high flow applications. These pumps commonly find their use in the field of flood protection or for providing additional capacity for pumping stations. Available in open and sound attenuated diesel driven versions, this line of pumps offers excellent pump efficiencies combined with exceptional flow capabilities. Furthermore, free passages of up to 259 mm and a capacity of up to 10.000 m³/h make these pumps suitable for a variety of applications.

Pump						Diesel engine emission level			Canopy
Model	Flow m³/h	Head m	ø mm	Power kW	Speed rpm	Stage IIIA	Stage IIIB	Stage IV	
BA-C350S8 D444	2000	40	102	160	1200	5630006221	5630006220	5630006225	EL 15-45
BA-C400S8 D559	2700	31	114	130	820	5630006262	5630006263	5630006264	EL 15-50
BA-C450S8 D673	4000	33	127	190	750	5630006384	5630006385	5630006386	EL 15-50
BA-C500S11 D711	5500	37	127	360	750	5630006431	5516604955	5516604955	EL 24-60
BA-C600S12 D660	6500	24	133	190	615	5630006461	5630006462	5630006463	EL 24-60

BA Series

Diesel Driven High Head Pumps

The high head pumps in the BA range offer discharge pressures of up to 25 bar. These multifunctional pumping systems find their use in general rental-, industrial- and construction applications. Particularly suitable for use as booster pumps or emergency pumps these units are typically used for clean water applications.

Pump						Diesel engine emission level			Canopy
Model	Flow m³/h	Head m	ø mm	Power kW	Speed rpm	Stage IIIA	Stage IIIB	Stage IV	
BA80H D275	130	90	25	44	2800	5620000843	N/A	N/A	M10-23
BA80H D315	155	107	25	63	2400	5620000842	N/A	N/A	EW12-25
BA-C100H40 D498	170	200	19	150	2200	5630006090	N/A	N/A	EW12-40
BA-C100H1 D418	340	98	16	100	1800	5630005530	N/A	N/A	EW12-33
BA-C150H7 D406	700	85	31	165	1800	5630006099	N/A	N/A	EW12-40
BA-C150H7 D418	850	110	31	234	2000	5630005837	5630005843	5630005844	EL15-50
BA-C200H42 D483	850	130	51	280	1800	5630006076	5630006083	5630006084	EL15-50
BA-C200S3 D444	1100	107	86	198	1800	5630006021	5630006025	5630006026	EL15-50
BA-C200S8 D495	1250	145	62	440	1900	5630006040	5630006040	5630006040	EL24-60

Also available as open diesel units.

BA Series

Mining Pumps

BBA Pumps carries a full range of pumps geared towards the specialist needs one encounters in the mining market. With a pressure range exceeding 200 meters of head, made of hard-wearing materials and offering sufficient solids handling capabilities, this pump range is fully geared to the mining market. The castings of the popular BBA mining pumps have been standardized on ductile iron, but on request, they are also available in Duplex Stainless Steel.

Bolt-on pump package

Pump						Diesel engine emission level			Canopy
Model	Flow m^3/h	Head m	ø mm	Power kW	Speed rpm	Stage IIIA	Stage IIIB	Stage IV	
BA-C100H40 D498	170	200	19	150	2200	5630006090	N/A	N/A	EW12-40
BA-C100H40 D498	180	210	19	160	2200	5630003620	N/A	N/A	Bolt-on
BA-C150H41 D557	370	200	25	300	1900	5630003480	N/A	N/A	Bolt-on
BA-C200H42 D483	850	130	51	280	1800	5630006076	5630006083	5630006084	EL15-50
BA-C200H42 D557	900	200	51	580	1900	5080001540	N/A	N/A	Bolt-on
BA-C250H45 D610	1500	180	60	700	1770	5080001505	N/A	N/A	Bolt-on

Wellpoint Dewatering Pumps

PT Series

The PT piston pump offers you:

- Lowest cost of ownership
- Excellent suction capabilities
- Vacuum of up to 9.6 mwc
- Worry free run-dry (indefinetely)
- Longest lifetime

An investment that pays for itself

The PT wellpoint pump has been designed for vertical and horizontal dewatering applications. These positive displacement pumps are fully self-priming and are capable of handling air, water or any mixture of both without requiring a separate priming system. Furthermore, these pumps are capable of running dry indefinitely without causing damage or excessive wear to any part of the unit.

PT150 an investment for the future

The future is now!

Environmental care:

- **10-14%** reduction of exhaust emissions due to lower fuel consumption.
- **25%** saving on engine oil.
- Fully bunded fuel tank.
- Sound level of **48 dB(A)** at 10 meters.
- Exhaust module is prepared for installation of DPF/DOC.

10% Increased pump efficiency
Direct Drive Design® combined with improved pump hydraulic characteristics results in better suction capabilities, more flow and lower fuel consumption.

Ergonomic design
PT150 with DriveOn® technology offers ideal working conditions during maintenance.

Super Silent Canopy
The PT150 diesel driven units are designed for operating in residential areas even throughout the night.

Particulate filter
The exhaust module is completed with a spark arrestor and prepared for installation of DPF/DOC.

The heart of the matter

PT double acting, duplex piston pump
These positive displacement pumps are fully self-priming and are capable of handling air, water or any mixture of both without requiring a separate priming system.



Direct Drive Design®
Precisely machined drive gears and an automatic lubrication system provide excellent efficiency and minimal sound emissions.

Excellent pump hydraulics
A patented suction valve seat and improved hydraulics guarantee the best pump efficiency and unbeatable vacuum build up.



Robust piston rods
The stainless steel piston rods have been carefully grinded to guarantee maximum service life.

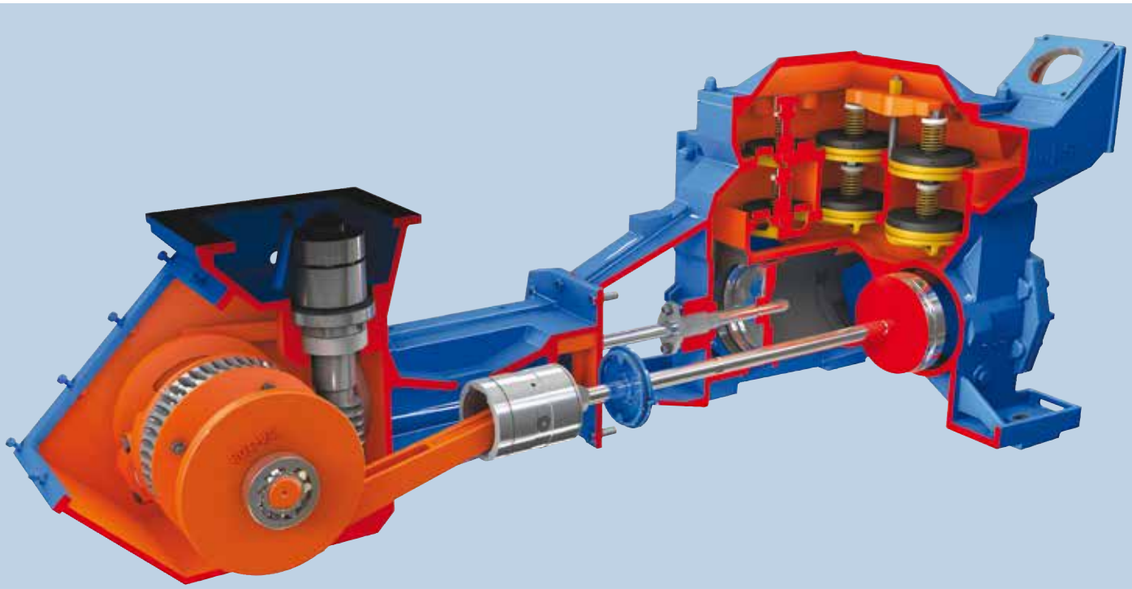



Easy access points
Allows access to the cylinders, valves, stuffing boxes and other critical areas for easy cleaning, draining and maintenance.

Water bund
Gland water and drainage water is automatically caught and disposed by means of a bund.

Handy covers
The lightweight aluminum and composite covers are easy to grip, lift and move.

Integrated stone catcher
To protect the pump internals from any suspended solids.
The stone catcher has 4 inspection covers and comes with dual vacuum gauges to monitor pump performance.



PT Series

Unique Engine Concept

DriveOn® Technology:

Human engineering was a key consideration with the development of the DriveOn® concept. The PT150 with DriveOn® technology offers ideal working conditions during maintenance.

On top of that, the engine service interval is extended up to 1500 running hours (instead of 500 for the standard engines).

DriveOn®

Key features for DriveOn® technology

- **1.500 hour** service interval.
- **65%** less scheduled maintenance.
- **25%** savings on engine oil.
- Ideal physical working conditions during maintenance.

PT Series

Electrically Driven Wellpoint Pumps

The PT wellpoint pump has been designed for vertical and horizontal dewatering applications. These positive displacement pumps are fully self-priming and are capable of handling air, water or any mixture of both without requiring a separate priming system. Furthermore, these pumps are capable of running dry indefinitely without causing damage or excessive wear to any part of the unit.

Pump			Motor				Canopy	Frame
Model	Flow m^3/h	Head m	Voltage	Power kW	Current I norm (A)	Speed rpm		
PT130	26	20	230V	2,2	13,4	1500	-	base frame
PT130	35	20	230/400V	3	6,1	1500	-	base frame
PT150 D150	57	20	400/690V	4	7,9	1500	L10-23	SF 10-21
PT150 D150	61	30	400/690V	7,5	15	1500	L10-23	SF 10-21
PT150 D200	103	20	400/690V	7,5	15	1500	L10-23	SF 10-21
PT250	190	20	400/690V	15	28	1500	-	base frame



PT Series

Open Diesel

The PT pump package offers lowest cost of ownership and provides a reliable and durable solution to the challenges facing dewatering companies around the world.

The technology has been tried and tested in the field and has revolutionised the vertical- and horizontal dewatering market on a global scale, by offering unmatched performance at minimal costs thereby improving the return on investment (ROI).

Pump			Diesel engine				Assembly	Stock model
Model	Flow m^3/h	Head m	Brand	Model	Power kW	Speed rpm		
PT150 D200	103	20	Hatz DriveOn	1D90V	5,8	1500	Open diesel	
PT250 TF	190	20	Hatz	2M41	15	1500	Open diesel	

PT Series

Diesel Driven Super Silent

The diesel driven super silent pump has proven itself as the most reliable and cost saving wellpoint dewatering pump around the world. The remarkable details of this simple pump concept are what make the pump so succesfull.

25 years of experience in the Dutch dewatering market have enabled us to develop a light, compact and super silent pump set with a number of outstanding technical features.

PT 150

- Noise level **48 dB(A)** at 10 meters.
- Fuel consumption max. **1.5 liter/hour**.
- Fully bunded composite fuel tank.
- **100%** spill free enclosure.

Pump			Diesel engine				Assembly	Stock model
Model	Flow m³/h	Head m	Brand	Model	Power kW	Speed rpm		
PT130	35	20	Hatz	1D41Z	2,8	1500	C-Compact	✓
PT150 D200	103	20	Hatz DriveOn	1D90V	5,8	1500	L10-23	✓
PT150 D200	103	20	Hatz DriveOn	1D90V	5,8	1500	H10-23	
PT250	190	20	Hatz	2M41	15	1500	E12-25	

BV Series

Bentonite & drilling sludge

With the BV auto prime sludge pump range, BBA Pumps offers a series of vacuum assisted centrifugal pumps for abrasive liquids. Designed for pumping drilling sludges and bentonite in order to meet the toughest pump jobs.

Find out about the BV series

The BV series is the one of a kind pump solution in drilling processes. It offers:

- Lowest costs of ownership
- Robust pump concept
- Reliability
- Large vacuum capacity
- Low maintenance costs

The heart of the matter

Steel welded components
The pumpcasing and impeller are steel welded quality. Hardox wearplates are standard.



Easy inspection
Inspection, drain and fill plugs all on one side. One type of oil needed; engine included.

Reliable vacuum pump
Diaphragm pump, air cooled, water resistant and oil spill free. 100 m³ air capacity per hour.



Large inspection covers
Full access to suction line, float box, impeller and valve.

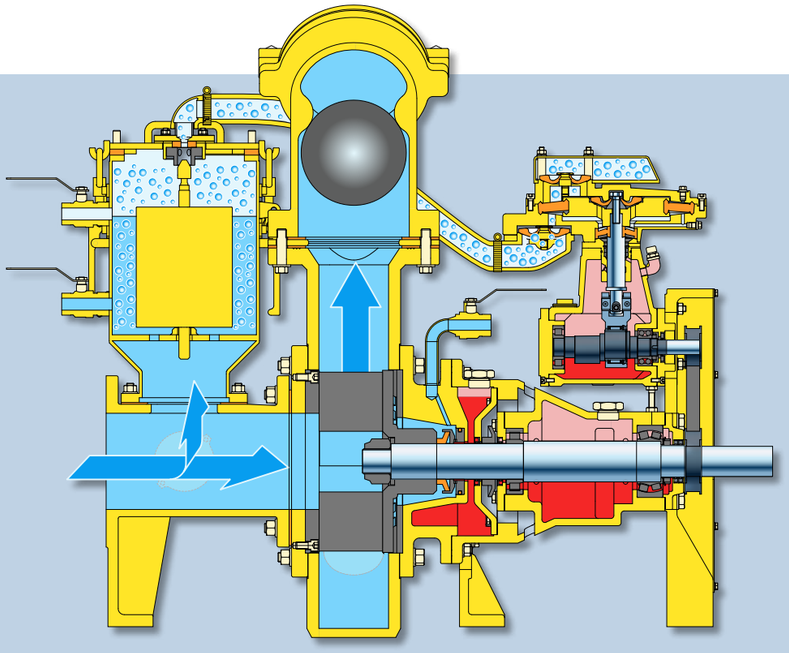

After starting the unit, the vacuum pump starts priming air out of the suction line. A non-return valve shuts off the discharge side. As soon as the pump is primed, the float closes the vacuum pump connection and the centrifugal pump starts pumping liquid.

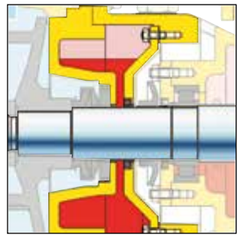

The Enduroseal® concept consists of three main components:

Enduroseal©

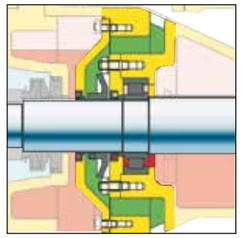

1 Large oil chamber
For optimal cooling when running dry or in snore mode.

2 Mechanical seal
Tungsten Carbide surfaces in heavy duty stainless steel body.

3 Pressure relief chamber
Makes it impossible for any fluid to enter the bearing housing.

For the BV the Enduroseal® is extended with a seal flush connection.

Float box with quick clean system
A fully mechanical reliable solution for optimal separation of water and air.

Interchangeability
Modular built; assures minimum stock of parts.

BV Series

Electrically Driven Sludge Pumps

- Heavy baseframe with quality motor and flexible coupling.
- Galvanised stackable frame with lifting hook and forklift pouches.
- Electric panel with softstarter and optional hour counter, float switch and emergency stop.

Pump				Drive				Assembly	Stock model
Model	Flow m^3/h	Head m	ø mm	Motor	Model	Power kW	Speed rpm		
BV100 D240	165	26	86	E-motor	400/690V	22	1500	Stackable	☑
BV140 D285	350	20	105	E-motor	400/690V	37	1500	Stackable	☑

Air capacity 100 m^3/h

Diesel Driven Sound Attenuated Sludge Pumps

Pump				Drive				Assembly	Stock model
Model	Flow m^3/h	Head m	ø mm	Motor	Model	Power kW	Speed rpm		
BV100 D240	150	17	86	Hatz	2M41	15	1500	E12-25	
BV140 D285	370	22	105	Hatz	4M41	33	1500	E12-25	

Air capacity 100 m^3/h

Open Diesel

The BV open diesel configurations are heavy duty built.
Available with float switch start and as trailer model.

Pump				Drive				Assembly	Stock model
Model	Flow m^3/h	Head m	ø mm	Motor	Model	Power kW	Speed rpm		
BV100 D240	150	17	86	Hatz	2M41	15	1500	Stackable	
BV140 D285	370	22	105	Hatz	4M41	33	1500	Stackable	

Air capacity 100 m^3/h. Also available in silent pack.

Self-Priming Pumps

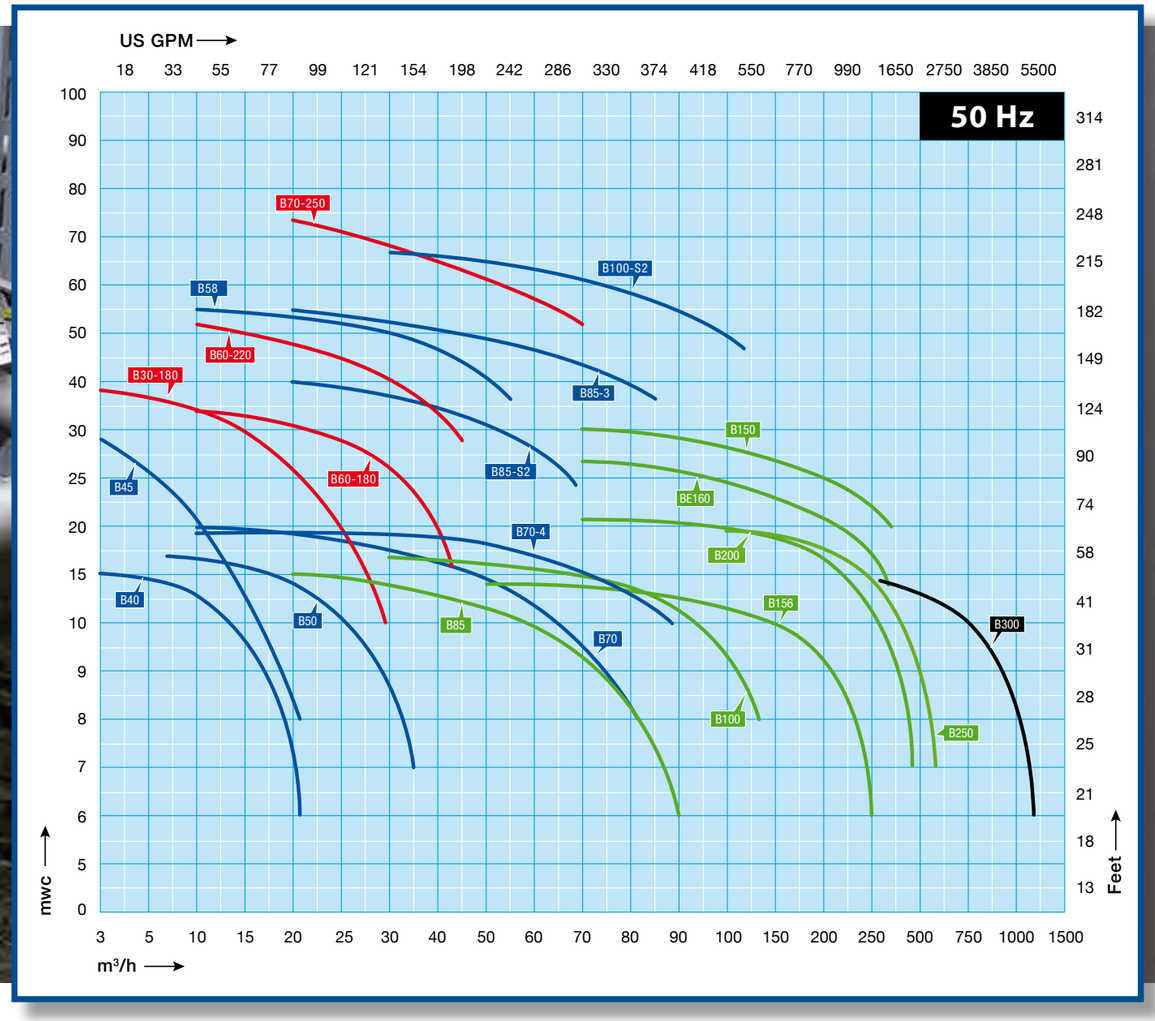

Basic and reliable technology

The B range of pumps has been designed with a clear focus on reliability, efficiency and durability.

The rotation of the impeller draws the air present in the suction pipe into the pump casing. The air mixes with the liquid present in the pump casing. Liquid and air are transported to the discharge outlet. When all the air has been removed from the suction pipe, the pump draws in liquid. The built-in non-return valve at the suction side prevents the pump casing from being siphoned empty when the pump stops. In this way, some liquid will always remain in the pump casing, so immediate re-prime is always possible.

The heart of the matter

Semi open impeller
The pumps are constructed with an semi open impeller which is running against a changeable wearplate. Available in cast iron, bronze and stainless steel.



Large inspection covers
Easy access to float box, impeller and non-return valve.



Stub shaft.



Bronze pump casing (BVBMC).



Cutter blade
Several types can be fitted with a stainless steel cutter blade in the impeller for liquids containing fibrous materials.



Wheelbarrow frame (+KW).

Optional Features

Mechanical seals		Extras	
T3W seal	HM / HM / Viton	+F	DIN flanges
MG1 seal	Sic / Sic / EPDM	+FK	DIN flanges, stainless steel 316
		+B	Bronze impeller; stainless steel 316 shaft
		+BII	Bronze impeller/wear plate, stainless steel 316 shaft
		+KI	Stainless steel 316 impeller and shaft
Gaskets		+KII	Stainless steel impeller, wear plate and shaft
N	NBR: Perbunan	+M	Cutting blade
V	FPM: Viton	+P	Perma grease cartridge
E	EPDM	+VP	Grease glass for seal lubrication
T	PTFE: Teflon	+KW	Wheelbarrow frame
K	FFKM, Kalrez	60Hz	Motor 440V – 60Hz

Contact us for more optional features.

B Series

Electrically Driven Pumps, 2-pole

Models from DN 40 (1,5”) to DN 100 (4”). The pumps have been designed for speeds of 1.500 to 3.600 rpm and are driven by a two-pole electric motor. The specific feature of these models is their small size in combination with a large free passage.

Pump						Motor 400V 50Hz		Assembly
Model	Flow m³/h	Head mwc	ø mm	Connection mm	Connection inch	Power kW	Speed rpm	
B40	21	15	18	40	1,5"	1,5	2850	BVGMC
B45	22	29	14	40	1,5"	2,2	2850	BVGMC
B50	35	18	25	50	2"	2,2	2850	BVGMC
B58	56	55	22	50	2"	15	2930	BVGMC
B70	82	20	22	80	3"	4	2900	BVGMC
B70-4	90	19	30	80	3"	5,5	2880	BVGMC
B85-S2	76	44	15	80	3"	11	2930	BVGMC
B85-S3	86	57	18	80	3"	18,5	2930	BVGS
B100-S2	120	62	29	100	4"	30	2950	BVGS

Contact us for the technical data of the 60 Hz models.

Electrically Driven High Head Pumps, 2-pole

Models from DN40 (1,5”) to DN80 (3”). The pumps differ from the other models in the B series in higher pressure ratings. These models find applications in jetting, pressure boosting and wash plants. The pump inlet is located at the drive end side, this results in a reduced load on the drive end.



Pump						Motor 400V 50Hz		Assembly
Model	Flow m³/h	Head mwc	ø mm	Connection mm	Connection inch	Power kW	Speed rpm	
B30-180	32	39	12	50 - 40	2" - 1,5"	4	2900	BVGMC
B60-180	45	35	18,5	50	2"	5,5	2880	BVGMC
B60-220	45	53	14	50	2"	11	2930	BVGMC
B70-250	70	74	12	80	3"	22	2940	BVGMC

Contact us for the technical data of the 60 Hz models.

B Series

Electrically Driven Solids Handling Pumps, 4-pole

Models from DN80 (3") to DN250 (10"). The pumps are designed for speeds from 1.000 to 2.000 rpm. The pump casings are thick-walled, especially in those areas that are subject to wear during pumping of abrasive liquids. Their rugged construction makes them suitable for use under difficult conditions, for continuous operation, for abrasive and aggressive fluids.

Pump						Motor 400V 50Hz		Assembly
Model	Flow m³/h	Head mwc	ø mm	Connection mm	Connection inch	Power kW	Speed rpm	
B85	90	16	40	80	3"	5,5	1450	BVGMC
B100	140	18	46	100	4"	7,5	1460	BVGMC
B150	300	32	40	150	6"	30	1470	BVGS
B156	260	14	46	150	6"	11	1460	BVGMC
BE160	300	17	80	150	6"	15	1460	NMC
B200	480	22	70	200	8"	37	1475	BVGS
B250	600	20	70	250	10"	37	1475	BVGS

Diesel Driven Jet Pumps on Wheelbarrow

These pumps are self-priming and reliable for jetting well point filters, cleaning and as fire fighting units.

Pump				Diesel engine				Assembly	Stock model
Model	Flow m³/h	Head m	ø mm	Brand	Model	Power kW	Speed rpm		
B30-180	32	37	12	Hatz	1B40 h.s.	7	3000	Wheelbarrow	✓
B60-220	45	53	14	Hatz	1D90Z e.s.	11	3000	Wheelbarrow	✓
B70-250	70	74	12	Hatz	2M41	24	3000	Wheelbarrow	✓
B85	90	16	40	Hatz	1D81Z h.s.	5,5	1500	Wheelbarrow	✓

B70-250 Hatz 2M41

B60 - 220 Hatz 1D90

B Series

BE Series Open Diesel

The wet self-priming pump casing of the B series is combined with the back pull-out of the BA series with its unique E-impeller. This combination of a large free passage, high efficiency and excellent NPSH values results in an outstanding pump set.

Pump				Diesel engine				Assembly	Stock model
Model	Flow m^3/h	Head m	ø mm	Brand	Model	Power kW	Speed rpm		
BE160 D254	345	27	80	Perkins	404D-22	26	1800	BF10-23	☑
BE160 D254	345	27	80	Hatz	3M41	28	1800	BF10-23	

BE160 site trailer.

Tractor Driven Flood Control Pumps: B300

The B300 TWGT is an application designed flood control pump concept. The design allows a direct PTO tractor drive without any additional transmission. Self priming, simple and reliable. With a maximum flow capacity of 1.200 m^3/h and solids handling of 70 mm. Ready for any emergency job! A must have pump for municipalities and governmental agencies.

Pump						Motor 400V 50Hz		Assembly
Model	Connection		Flow m^3/h	Head mwc	ø mm	Power kW	Speed rpm	
	mm	inch						
B300	300	12"	1200	14	70	55	960	T3WGT

Connecting your pump

During the past 60 years BBA Pumps extended the range of coupling and piping systems to a full range quick couplings, pipes, filters for the portable pump and dewatering and wellpoint markets. With modern production technologies we can ensure the highest quality products for the most demanding applications. We know how important timing is.

We have our products in stock on several locations in the world and are set to anticipate rapid fluctuations in demand. BBA Pumps offers first class products and world class support, while remaining flexible to meet your needs.

SYSTEM B

Available in the sizes 2-8 inch.

Compatible with the bauer system.

SYSTEM IT

Available in the sizes 8, 10 and 12 inch.

Compatible with the Italian system.

SYSTEM C

Available in the sizes 2-6 inch.

Compatible with the perrot system.

Products with this symbol are application designed by BBA Pumps.

1 SYSTEM B 68 - 92

Compatible with system bauer — sizes ∅ 2" - 8"

1.1	Discharge pipes	71
1.2	Hoses	72 - 73
1.3	Strainers	74
1.4	Quick couplings	75 - 83
1.5	De-aeration and flow measurement	84 - 85
1.6	Wellpoint systems	86 - 92

2 SYSTEM IT 95 - 105

sizes ∅ 8" - 12"

2.1	Discharge pipes	95
2.2	Hoses	96
2.3	Strainers	97
2.4	Quick couplings	98 - 105

3 SYSTEM C 106 - 129

Compatible with system perrot — sizes ∅ 2" - 6"

3.1	Discharge pipes	109
3.2	Hoses	110 - 111
3.3	Strainers	112
3.4	Quick couplings	113 - 122
3.5	De-aeration and flow measurement	123 - 124
3.6	Wellpoint systems	125 - 129

4 FLANGE PIPES 130

4	HDPE 100 pipe with flanges	131
	Flange steel, galvanized, with epoxy coating	

BBA Wellp oint system



1 SYSTEM B

1.1	Discharge pipes	71
1.2	Hoses	72 - 73
1.3	Strainers	74
1.4	Quick couplings	75 - 83
1.5	De-aeration and flow measurement	84 - 85
1.6	Wellpoint systems	86 - 92

SYSTEM B

Is available in the sizes 2-8 inch.

Is compatible with the bauer system.

The maximum system pressure is 10 bar, depending on application.

SYSTEM B

1.1 Discharge pipes

1110 - Discharge pipes HDPE with quick couplings

Art.nr.	∅ coupling		length	max. pressure
	mm	inch	m	bar
01050905	110	4	5	3
01050906	110	4	5,8	3
01221405	160	6	5	3
01221406	160	6	5,8	3

1111 - Discharge pipes HDPE with quick couplings with clamp

Art.nr.	∅ coupling		length	clamps	max. pressure
	mm	inch	m		bar
01050915	110	4	5	2 x medium duty	6
01050916	110	4	5,8	2 x medium duty	6
01223386	160	6	5	2 x medium duty	5
01223387	160	6	5,8	2 x medium duty	5
01051063	216	8	5,8	2 x medium duty	5

HDPE pipes

- High quality PE 100
- Shock proof
- Lightweight
- Durable
- Corrosion free
- Easy handling
- Easy to repair
- Easy to install

1.2 Hoses

1301 - Suction / delivery hose Heduflex with quick couplings

Art.nr.	∅		length	clamps	max. pressure
	mm	inch	m		bar
07048186	102	4	3	2 x medium duty	3
07048176	102	4	3	2 x BBA heavy duty	6
07048174	102	4	4	2 x medium duty	3
07048175	102	4	4	2 x BBA heavy duty	6
07048196	152	6	3	2 x BBA heavy duty	4
07048197	152	6	4	2 x BBA heavy duty	4
070481xx	216	8	3	2 x BBA heavy duty	2
070481xx	216	8	4	2 x BBA heavy duty	2

1310 - Suction / delivery hose Armorvin with quick couplings

Art.nr.	∅		length	clamps	max. pressure
	mm	inch	m		bar
07018024	100	4	3	2 x medium duty	3
07018026	100	4	4	2 x medium duty	3
07018030	150	6	3	4 x medium duty	2
07018029	150	6	4	4 x medium duty	2

1320 - Suction / delivery hose Vacupress with quick couplings

Art.nr.	∅		length	clamp	max. pressure
	mm	inch	m		bar
07050110	100	4	3	medium duty	3
07050113	100	4	4	medium duty	3
07050171	150	6	3	medium duty	3
07050172	150	6	4	medium duty	3

1330 - Fire hose white with quick couplings storz

Art.nr.	∅		length	coupling type	max. pressure
	mm	inch	m	storz	bar
07064209	50	2	20	NA66	17
07064211	50	2	20	NA81	17
07064213	75	3	20	NA81	17
07064217	75	3	20	NA89	17

1332 - Flat hose vinyl with quick couplings

Art.nr.	∅		length	clamps	max. pressure
	mm	inch	m	storz	bar
07025328	100	4	25	medium duty	6
07026327	150	6	25	medium duty	6

1.2 Hoses

Heduflex suction hoses for dewatering and sewage pumps with quick coupling and strainer

Art.nr	Rubber hose			Coupling		Sewage strainer
	∅ Inner size		Length	M or V*	Hose clamp	Free passage
	mm	inch	m			mm
07047001	102	4	4	Ball / lever	Mikalor	30 x 160
07047002	102	5	4	Ball / lever	Mikalor	30 x 160
07047003	102	6	4	Ball / lever	Mikalor	30 x 160
07047006	152	4	6	Ball / lever	BBA	40 x 190
07047007	152	5	6	Ball / lever	BBA	40 x 190
07047008	152	6	6	Ball / lever	BBA	40 x 190
07047012	203	5	8	Ball / lever	BBA	60 x 180
07047013	203	6	8	Ball / lever	BBA	60 x 180

*) Ball/lever (M) Cup (V)

Heduflex sewage hoses for dewatering and sewage pumps with flange and strainer

Art.nr	Rubber hose			Coupling		Sewage strainer
	∅ Inner size		Length	Flange type	Hose clamp	Free passage
	mm	inch	m			mm
07047110	102	4	4	K180/8 holes	Mikalor	30 x 160
07047111	102	4	5	K180/8 holes	Mikalor	30 x 160
07047112	102	4	6	K180/8 holes	Mikalor	30 x 160
07047115	152	6	4	K240/8 holes	BBA	40 x 190
07047054	152	6	5	K240/8 holes	BBA	40 x 190
07047055	152	6	6	K240/8 holes	BBA	40 x 190
07047057	203	8	5	K295/8 holes	BBA	60 x 180
07047058	203	8	6	K295/8 holes	BBA	60 x 180

Heduflex suction hoses for high head pumps with quick couplings and strainer

Art.nr	Rubber hose			Coupling		Strainer
	∅ Inner size		Length	Flange type	Hose clamp	Free passage
	mm	inch	m			mm
07047017	102	4	4	Ball / lever	Mikalor	15
07047018	102	5	4	Ball / lever	Mikalor	15
07047019	102	6	4	Ball / lever	Mikalor	15
07047022	152	4	6	Ball / lever	BBA	20
07047023	152	5	6	Ball / lever	BBA	20
07047024	152	6	6	Ball / lever	BBA	20
07047028	203	5	8	Ball / lever	BBA	20
07047029	203	6	8	Ball / lever	BBA	20

*) Ball/lever (M) Cup (V)

Heduflex suction hoses for high head pumps with flange and strainer

Art.nr	Rubber hose			Coupling		Strainer
	∅ Inner size		Length	Flange type	Hose clamp	Free passage
	mm	inch	m			mm
07047120	102	4	4	K180/8 holes	Mikalor	15
07047121	102	4	5	K180/8 holes	Mikalor	15
07047122	102	4	6	K180/8 holes	Mikalor	15
07047071	152	6	4	K240/8 holes	BBA	20
07047072	152	6	5	K240/8 holes	BBA	20
07047073	152	6	6	K240/8 holes	BBA	20
07047087	203	8	5	K295/8 holes	BBA	20
07047088	203	8	6	K295/8 holes	BBA	20

1.3 Strainers

453 - Strainer with coupling male (ball / lever)

Art.nr.	∅ Coupling		Free passage
	mm	inch	mm
03141740	50	2	15
03141743	89	3	15
03141744	108	4	15
03141746	159	6	20
03141748	216	8	20

170 - Strainer with hose connection

Art.nr.	∅ Spigot		Free passage
	mm	inch	mm
03141241	50	2	15
03141243	75	3	15
03141244	100	4	15
03141246	150	6	20
03141248	200	8	20

456 - Sewage strainer with coupling male (ball / lever)



Art.nr.	∅ Coupling		Free passage
	mm	inch	mm
03841864	108	4	30 x 160
03841866	159	6	40 x 190
03841868	216	8	60 x 180

155 - Sewage strainer hose connection

Art.nr.	∅ Spigot		Free passage
	mm	inch	mm
03842004	100	4	30 x 160
03842006	150	6	40 x 190
03141175	200	8	60 x 180

460 - Strainer bin with coupling female (cup)

Art.nr.	∅ Coupling		Free passage
	mm	inch	mm
03842104	108	4	50 x 50
03842106	159	6	50 x 50
03842108	216	8	50 x 50

1.4 Quick couplings

419 - Bend 90°

Art.nr.	∅	
	mm	inch
03571410	50	2
03571412	89	3
03571413	108	4
03571415	159	6
03571416	216	8

421 - Bend 45°

Art.nr.	∅	
	mm	inch
03571420	50	2
03571422	89	3
03571423	108	4
03571425	159	6
03571426	216	8

433 - T-piece male (ball / lever) outlet

Art.nr.	∅	
	mm	inch
03591464	50	2
03591466	89	3
03591467	108	4
03591469	159	6
03591470	216	8

434 - T-piece female (cup) outlet

Art.nr.	∅	
	mm	inch
03591869	50	2
03591871	89	3
03591873	108	4
03591875	159	6
03591876	216	8

436 - T-piece male (ball / lever) outlet 45°

Art.nr.	∅		Branch
	mm	inch	mm
03591904	108	4	4
03591906	159	6	6

1.4 Quick couplings

437 - Y-piece 2 x male (ball / lever) 1 x female (cup)

Art.nr.	∅	
	mm	inch
03221383	108	4
03221386	159	6
03221388	216	8

438 - Y-piece 2 x female (cup) 1 x male (ball / lever) 45°

Art.nr.	∅	
	mm	inch
03221394	108	4
03221396	159	6
03221398	216	8

432 - End plug male (ball / lever)

Art.nr.	∅	
	mm	inch
03561422	50	2
03561424	89	3
03561425	108	4
03561427	159	6
03561429	216	8

431 - End plug female (cup)

Art.nr.	∅	
	mm	inch
03561416	50	2
03561418	89	3
03561419	108	4
03561421	159	6
03561431	216	8

1.4 Quick couplings

439 - Reversing piece male (ball / lever)

Art.nr.	∅	
	mm	inch
03651481	50	2
03651483	89	3
03651484	108	4
03651486	159	6
03651488	216	8

440 - Reversing piece female (cup)

Art.nr.	∅	
	mm	inch
03651491	50	2
03651493	89	3
03651494	108	4
03651496	159	6
03651498	216	8

429 - Reducer

Art.nr.	∅ (female (cup) x male (ball / lever)	
	mm	inch
03661512	108 x 89	4 x 3
03661514	159 x 108	6 x 4
03661515	216 x 159	8 x 6

430 - Increaser

Art.nr.	∅ (female (cup) x male (ball / lever)	
	mm	inch
03661502	89 x 108	3 x 4
03661506	108 x 159	4 x 6
03661508	159 x 216	6 x 8

461 - Gate valve with couplings

Art.nr.	∅	
	mm	inch
09021854	108	4
09021856	159	6

1.4 BBA non-return-valve “Handy”

462 - BBA non-return-valve “Handy” male (ball / lever) x female (cup)



Art.nr.	∅	
	mm	inch
09051327	108	4
09051329	159	6

Please check flow direction.

463 - BBA non-return-valve “Handy” female (cup) x male (ball / lever) - USA



Art.nr.	∅	
	mm	inch
09051334	108	4
09051336	159	6

Please check flow direction.

BBA “Handy” non-return-valve

Our BBA “Handy” non-return valve is made of a robust steel casing and a low-maintenance rubber discs valve.

The complete assembly is light weight, portable, stackable and has a sturdy base plate.

The non-return valve can be used when several pumps are connected to one discharge line like pipe-line dewatering.

1.4 Quick couplings

417 - Hose connection male (ball / lever) galvanised

Art.nr.	∅ Coupling		∅ Spigot
	mm	inch	mm
03581444	50	2	50
03581446	89	3	75
03581447	108	4	100
03581449	159	6	150
03581450	216	8	**200**

415 - Hose connection female (cup) galvanised

Art.nr.	∅ Coupling		∅ Spigot
	mm	inch	mm
03581461	50	2	50
03581463	89	3	75
03581457	108	4	100
03581459	159	6	**150**
03581468	216	8	**200**

418 - Hose connection special male (ball / lever) galvanised

Art.nr.	∅ Coupling		∅ spigot
	mm	inch	mm
03581432	108	4	75
03581482	159	6	75
03581483	159	6	100

416 - Hose connection special male (ball / lever) galvanised

Art.nr.	∅ Coupling		∅ spigot
	mm	inch	mm
03581476	108	4	75
03581466	159	6	75
03581467	159	6	100

1.4 Quick couplings

401 - Lever ring galvanized

Art.nr.	∅	
	mm	inch
03551386	50	2
03551388	89	3
03551389	108	4
03551391	159	6
03551405	216	8

402 - Ball without lever black

Art.nr.	∅	
	mm	inch
03551392	50	2
03551394	89	3
03551395	108	4
03551397	159	6
03551404	216	8

403 - Female (cup) black

Art.nr.	∅	
	mm	inch
03551398	50	2
03551400	89	3
03551401	108	4
03551403	159	6
03551406	216	8

404 - Hook short galvanised, incl. rivet

Art.nr.	∅ Coupling	
	mm	inch
03052140	50	2
03052142	89	3
03052144	108	4
03052146	159	6
03052148	216	8

405 - Hook long galvanised, incl. rivet

Art.nr.	∅ Coupling	
	mm	inch
03052130	50	2
03052132	89	3
03052134	108	4
03052136	159	6
03052138	216	8

1.4 Quick couplings

406 - Lever galvanised, incl. rivet

Art.nr.	∅ Coupling	
	mm	inch
03052120	50	2
03052122	89	3
03052124	108	4
03052126	159	6
03052128	216	8

407 - Rivet (set 3 pcs) black

Art.nr.	∅ Coupling	
	mm	inch
03052150	50	2
03052152	89	3
03052154	108	4
03052156	159	6
03052158	216	8

408 - O-ring rubber

Art.nr.	∅ Coupling	
	mm	inch
03691404	50	2
03691406	89	3
03691407	108	4
03691409	159	6
03691410	216	8

409 - Welding coupling female (cup) black, incl. tube

Art.nr.	∅	
	mm	inch
03041720	50	2
03041722	89	3
03041724	108	4
03041726	159	6
03041728	216	8

410 - Welding coupling male (ball / lever) black, incl. tube

Art.nr.	∅	
	mm	inch
03041700	50	2
03041702	89	3
03041704	108	4
03041706	159	6
03041708	216	8

1.4 Quick couplings

427 - Threaded bend female (cup) 90° - outer thread

Art.nr.	∅ couplings		∅ Outher thread
	mm	inch	inch
03131401	50	2	2
03131403	89	3	3
03131404	108	4	4
03131406	159	6	6

446 - Thread piece male (ball / lever) - outer thread

Art.nr.	∅ couplings		∅ Outher thread
	mm	inch	inch
03601440	50	2	2
03601442	89	3	3
03601443	108	4	4
03601444	108	4	3
03601445	159	6	6

447 - Thread piece female (cup) - outer thread

Art.nr.	∅ couplings		∅ Outher thread
	mm	inch	inch
03601446	50	2	2
03601448	89	3	3
03601449	108	4	4
03601450	108	4	3
03601451	159	6	6

448 - Thread piece male (ball / lever) - inner thread

Art.nr.	∅ couplings		∅ Inner thread
	mm	inch	inch
03601439	50	2	2
03601456	89	3	3
03601457	108	4	4
03601459	159	6	6

449 - Thread piece female (cup) - inner thread

Art.nr.	∅ couplings		∅ Inner thread
	mm	inch	inch
03601461	50	2	2
03601463	89	3	3
03601464	108	4	4
03601466	159	6	6

1.4 Quick couplings

423 - Flange bend female (cup) 90° - BBA

Art.nr.	∅ Coupling		Flange (holes)
	mm	inch	
03215701	50	2	K125 (4)
03215703	89	3	K160 (4)
03215704	108	4	K180 (8)
03215706	159	6	K240 (8)
03215708	216	8	K295 (8)

424 - Flange bend female (cup) 135° - BBA

Art.nr.	∅ Coupling		Flange (holes)
	mm	inch	
03215731	50	2	K125 (4)
03215733	89	3	K160 (4)
03621460	108	4	K180 (8)
03215736	159	6	K240 (8)
03215738	216	8	K295 (8)

442 - Flange piece male (ball / lever) - BBA

Art.nr.	∅ Coupling		Flange (holes)
	mm	inch	
03611450	50	2	K125 (4)
03611452	89	3	K160 (4)
03611455	108	4	K180 (8)
03611457	159	6	K240 (8)
03611458	216	8	K295 (8)

444 - Flange piece female (cup) - BBA

Art.nr.	∅ Coupling		Flange (holes)
	mm	inch	
03611471	50	2	K125 (4)
03611473	89	3	K160 (4)
03611461	108	4	K180 (8)
03611463	159	6	K240 (8)
03611466	216	8	K295 (8)

801 - Ring gasket

Art.nr.	∅ Coupling		Flange without holes
	mm	inch	
03401911	50	2	K 125
03401914	89	3	K 160
03401915	108	4	K 180
03401917	159	6	K 240
03401918	216	8	K 295

802 - Flange gasket DIN

Art.nr.	∅ Coupling		Flange (holes)
	mm	inch	
03401921	50	2	K 125 (4)
03401924	89	3	K 160 (4)
03401925	108	4	K 180 (8)
03401927	159	6	K 240 (8)
03401928	216	8	K 295 (8)

1.5 De-aeration and flow measurement

861 - De-aeration unit

Art.nr.	⌀ Coupling	
	mm	inch
13313024	108	4
13313026	159	6

466 - Sand collector



Art.nr.	flow capacity	⌀ Coupling	
	m^3/h	mm	inch
14800600	60	108	4

465 - BBA "Handy" flow meter, portable in casing with quick couplings

Art.nr.	⌀ Coupling		Max. cap.	type
	mm	inch	m^3/h	
13018306	108	4	180	Turbine inside waterstream DWM
13018353	152	6	500	Turbine inside waterstream DWM

464 - BBA "Handy" flow meter, portable in casing with quick couplings

Art.nr.	⌀ Coupling		Max. cap.	type
	mm	inch	m^3/h	
13018107	108	4	250	Turbine outside waterstream DWI
13018153	152	6	500	Turbine outside waterstream DWI

Siemens "Handy" flow meter, MAG 8000 battery powered, portable in casing with quick couplings



Art.nr.	⌀ Coupling		Max. cap.	type
	mm	inch	m^3/h	
14511905	108	4	80	MAG 8000 DN50*
14511912	108	4	250	MAG 8000 DN100

*) for low flow applications

SYSTEM B

1.5 De-aeration and flow measurement

864 - Sock flow control unit

Art.nr.	⌀ Coupling		⌀ Branch
	mm	inch	mm
13407218	108	4	1 x 58

Suitable for 80 and 100 mm drain.

441 - Sock drain connection piece

Art.nr.	⌀		⌀ Drain connection	
	mm	inch	mm	
03081903	108	4	8	for 80 and 100 mm drain
03081904	108	4	100	

BBA sock flow control unit

The BBA sock flow control unit keeps your sock system going. If limited water is available, the BBA sock flow control unit temporarily shuts off the sock drain connected to it.
This prevents excessive air intake which unbalances the sock system and allows you to connect several sock drains to one pump!

1.6 Wellpoint system BBA pumps

1210 - Header pipes HDPE with quick couplings

Art.nr.	∅ coupling		length	∅ branch
	mm	inch	m	mm
01221037	110	4	5,8	2 x 51
01221038	110	4	5,8	3 x 51
01221041	110	4	5,8	4 x 51
01221065	160	6	5,8	3 x 51
01221071	160	6	5,8	4 x 51
01221077	160	6	5,8	5 x 51

1390 - BBA wellpoint hose (rubber, UV resistant)

Art.nr.	∅ (inner)	length
	mm	m
07054135	50 / 50	1

1391 - Armorvin wellpoint hose (PVC reinforced, transparent)

Art.nr.	∅ (inner)	length	
	mm	m	
07054130	50 / 50	1	HNP
07054128	50 / 50	1,5	HNA

1290 - Branch cover / plug

Art.nr.	type	∅ branch
		mm
11421939	cover	51
11421341	conical plug	51/57

810 - Hose clamp light duty

Art.nr.	∅		Wellpoint hose
	mm	inch	mm
1866170140	50-65	2	50

1.6 Wellpoint system “TUNE”

1210 - Header pipes HDPE system “TUNE”

Art.nr.	∅ coupling		length	∅ branch
	mm	inch	m	mm
01221050	160	6	5,8	5 x 57 / SA
01221053	160	6	1	1 x 57 / SA

0000 - BBA swingarm

Art.nr.		length
		cm
07054160	Wellpoint swingarm tune incl. ball valve and 2x grommet	117

1290 - Branch cover / plug

Art.nr.	type	∅ branch
		mm
11421940	cover	57
11421341	conical plug	51/57

1.6 Wellpoint system “COUPLING”

1211 - Header pipes HDPE with quick couplings branch system B

Art.nr.	∅		type
	mm	inch	
01221125	160	6	3 x female SYSTEM B
01221131	160	6	4 x female SYSTEM B
01221137	160	6	5 x female SYSTEM B

1391 - Armorvin wellpoint hose (PVC reinforced, transparent)

Art.nr.	∅ (inner)	length	
	mm	m	
07054130	50 / 50	1	HNP
07054128	50 / 50	1,5	HNA

812 - Hose clamp medium duty

Art.nr.		
	inch	mm
07204262	2	60-63

432 - End plug male (ball / lever)

Art.nr.	∅	
	mm	inch
03561422	50	2

431 - End plug female (cup)

Art.nr.	∅	
	mm	inch
03561416	50	2

1.6 Wellpoint system “COUPLING”

415 - Hose connection female (cup) galvanised

Art.nr.	∅	
	mm	inch
03581461	50	2

417 - Hose connection male (ball / lever) galvanised

Art.nr.	∅	
	mm	inch
03581444	50	2

448 - Thread piece male (ball / lever) inner thread

Art.nr.	∅	
	mm	inch
03601439	50	2

449 - Thread piece female (cup) inner thread

Art.nr.	∅	
	mm	inch
03601461	50	2

1.6 Wellpoint filters BBA pumps shock proof

1402 - Vacuum wellpoint filter PVC (shock proof) with flat bottom

Art.nr.	∅ (outer)	length	perforation length	perforation
	mm	m	m	mm
11116920	50	1	1	0,3
11117000	50	3	1	0,3
11117001	50	4	1	0,3
11117002	50	5	1	0,3
11117003	50	6	1	0,3
11117004	50	7	1	0,3
11117079	50	9	1	0,3

1403 -Vacuum wellpoint filter PVC (shock proof) with point botttom and drop tube

Art.nr.	∅ (outer)	length	filter length	perforation width
	mm	m	m	mm
11117129	50	1	1	0,3
11117137	50	6	1	0,3
11117136	50	9	1	0,3

1404 - Gravity filter (shock proof) with bottom

Art.nr.	∅ (outer)	length	filter length	perforation width
	mm	m	m	mm
11117027	90	8	6	0,3
11117038	90	9	7	0,3

0000 -Glue coupling

Art.nr.	∅ (inner)
11276050	50 - 50
11106030	50 - 48 (US pvc)
11279000	90 - 90

Jetting tube

Art.nr.	
14600104	Jetting tube 2” length 5 meters with 15 meters hose
	incl. storz coupling 81 x 65

2 SYSTEM IT

2.1	Discharge pipes	95
2.2	Hoses	96
2.3	Strainers	97
2.4	Quick couplings	98 - 105

SYSTEM IT

Is available in the sizes 8, 10 and 12 inch.

Is compatible with the Italian system.

The maximum system pressure is 6 bar, depending on application.

2.1 Discharge pipes

1130 - Discharge pipes HDPE with quick coupling

Art.nr.	∅		length	clamps	max. pressure
	mm	inch	m		bar
01301954	200	8	5,8	BBA heavy duty	6
01301961	250	10	5,8	BBA heavy duty	5
01301054	250	10	10	BBA heavy duty	5
01301956	300	12	5,8	BBA heavy duty	4

HDPE pipes

- High quality PE 100
- Shock proof
- Lightweight
- Durable
- Corrosion free
- Easy handling
- Easy to repair
- Easy to install

2.2 Hoses

1303 - Heduflex suction/delivery hoses with quick couplings

Art.nr.	∅ Coupling		length	clamps	max. pressure
	mm	inch	m		bar
07045187	200	8	3	2x BBA heavy duty	2
07045192	200	8	4	2x BBA heavy duty	2
07045189	200	8	5	2x BBA heavy duty	2
07048203	250	10	3	2x BBA heavy duty	2
07048204	250	10	4	2x BBA heavy duty	2
07048205	250	10	5	2x BBA heavy duty	2
07048212	300	12	3	2x BBA heavy duty	2
07048213	300	12	4	2x BBA heavy duty	2
07048214	300	12	5	2x BBA heavy duty	2

Also available with double clamp (max. pressure 5 bar)

Heduflex hoses for dewatering and sewage pumps with flange and strainer

Art.nr	Rubber hose			Coupling		Sewage strainer
	∅ Inner size		Lenght	Flange type	Hose clamp	Free passage
	mm	inch	m			mm
07047057	203	8	5	K295 / 8 holes	BBA	60 x 180
07047058	203	8	6	K295 / 8 holes	BBA	60 x 180
07047062	254	10	5	K350 / 12 holes	BBA	70 x 180
07047063	254	10	6	K350 / 12 holes	BBA	70 x 180
07047067	305	12	5	K400 / 12 holes	BBA	70 x 230
07047068	305	12	6	K400 / 12 holes	BBA	70 x 230

Heduflex suction hoses for high head pumps with flange and strainer

Art.nr	Rubber hose			Coupling		Sewage strainer
	∅ Inner size		Lenght	Flange type	Hose clamp	Free passage
	mm	inch	m			mm
07047087	203	8	5	K295 / 8 holes	BBA	20
07047088	203	8	6	K295 / 8 holes	BBA	20
07047097	254	10	5	K350 / 12 holes	BBA	20
07047098	254	10	6	K350 / 12 holes	BBA	20
07047107	305	12	5	K400 / 12 holes	BBA	20
07047108	305	12	6	K400 / 12 holes	BBA	20

2.3 Strainers

686 - Strainer with hose connection

Art.nr.	∅		Free passage
	mm	inch	mm
03141248	200	8	20
03141249	250	10	20
03141250	300	12	20

656 - Sewage strainer with coupling female (cup / lever)

Art.nr.	∅		Free passage
	mm	inch	mm
03841855	200	8	60 x 180
03841856	250	10	70 x 180
03841857	300	12	70 x 230

685 - Sewage strainer with hose connection

Art.nr.	∅		Free passage
	mm	inch	mm
03141175	200	8	60 x 180
03141176	250	10	70 x 180
03141177	300	12	70 x 230

660 - Sewage strainer bin with coupling female (cup / lever)

Art.nr.	∅		Free passage
	mm	inch	mm
03842508	200	8	50 x 50
03842510	250	10	50 x 50
03842512	300	12	50 x 50

811 - BBA Hose clamp heavy duty

Art.nr.	∅	
	mm	inch
07214332	215-228	8
07214334	267-282	10
07214336	318-336	12

2.4 Quick couplings

619 - Bend 90°

Art.nr.	∅	
	mm	inch
03781861	200	8
03781862	250	10
03781863	300	12

621 - Bend 45°

Art.nr.	∅	
	mm	inch
03781865	200	8
03781866	250	10
03781867	300	12

633 -T-piece 1 x female (cup / lever)

Art.nr.	∅	
	mm	inch
03792100	200	8
03792101	250	10
03792102	300	12

634 -T-piece x 1 x male (ball / ring)

Art.nr.	∅	
	mm	inch
03792105	200	8
03792106	250	10
03792107	300	12

669 - T-piece x female SYSTEM C

Art.nr.	∅	
	mm	inch
03091167	200 x 108	8 x 4
03091168	200 x 159	8 x 6
03091164	250 x 108	10 x 4
03091169	250 x 159	10 x 6
03091172	300 x 108	12 x 4
03091173	300 x 159	12 x 6

670 - T-piece x female SYSTEM B

Art.nr.	∅	
	mm	inch
03091175	200 x 108	8 x 4
03091176	200 x 159	8 x 6
03091178	250 x 159	10 x 6
03091179	300 x 108	12 x 4
03091180	300 x 159	12 x 6

SYSTEM IT

2.4 Quick couplings

636 - T piece male - female x 1 x female 45° SYSTEM C

Art.nr.	∅	
	mm	inch
03091170	200 x 108	8 x 4
03091171	200 x 159	8 x 6
03091183	250 x 108	10 x 4
03091184	250 x 159	10 x 6
03091185	300 x 108	12 x 4
03091186	300 x 159	12 x 6

637 - T piece male - female x 1 x female 45° SYSTEM B

Art.nr.	∅	
	mm	inch
03091190	200 x 108	8 x 4
03091191	200 x 159	8 x 6
03091192	250 x 108	10 x 4
03091193	250 x 159	10 x 6
03091194	300 x 108	12 x 4
03091195	300 x 159	12 x 6

2.4 Quick couplings

682 - Y-piece male SYSTEM IT x 2 x female SYSTEM IT

Art.nr.	∅	
	mm	inch
03221380	200	8
03221367	250	10
03221381	300	12

679 - Y-piece female SYSTEM IT x 2 x male SYSTEM IT

Art.nr.	∅	
	mm	inch
03221377	200	8
03221378	250	10
03221379	300	12

651 - Y-piece female SYSTEM IT x 2 x female SYSTEM B

Art.nr.	∅	
	mm	inch
03221130	200 x 159	8 x 6
03221131	250 x 159	10 x 6
03221132	300 x 159	12 x 6

652 - Y-piece male SYSTEM IT x 2 x female SYSTEM B

Art.nr.	∅	
	mm	inch
03221135	200 x 159	8 x 6
03221136	250 x 159	10 x 6
03221137	300 x 159	12 x 6

649 - Y-piece female SYSTEM IT x 2 x male SYSTEM C

Art.nr.	∅	
	mm	inch
03221120	200 x 159	8 x 6
03221121	250 x 159	10 x 6
03221122	300 x 159	12 x 6

2.4 Quick couplings

650 - Y-piece male SYSTEM IT x 2 x male SYSTEM C

Art.nr.	∅	
	mm	inch
03221125	200 x 159	8 x 6
03221126	250 x 159	10 x 6
03221127	300 x 159	12 x 6

691 - Y piece female with reduction

Art.nr.	∅	
	mm	inch
03221008	250 x 200	10 x 8
03221010	300 x 200	12 x 8
03221012	300 x 250	12 x 10

692 - Y piece male with reduction

Art.nr.	∅	
	mm	inch
03221108	250 x 200	10 x 8
03221110	300 x 200	12 x 8
03221112	300 x 250	12 x 10

632 - End plug female (cup / lever)

Art.nr.	∅	
	mm	inch
03762000	200	8
03762001	250	10
03762002	300	12

631 - End plug male (ball / ring)

Art.nr.	∅	
	mm	inch
03762005	200	8
03762006	250	10
03762007	300	12

2.4 Quick couplings

653 - Reversing piece female

Art.nr.	∅	
	mm	inch
03851605	200	8
03851606	250	10
03851607	300	12

654 - Reversing piece male

Art.nr.	∅	
	mm	inch
03851600	200	8
03851601	250	10
03851602	300	12

657 - Transition piece male (ball / ring) SYSTEM IT x female (cup / lever) SYSTEM C

Art.nr.	∅	
	mm	inch
03862206	200 x 159	8 x 6
03862209	250 x 159	10 x 6

645 - Transition piece female (cup / lever) SYSTEM IT x female (cup) SYSTEM B

Art.nr.	∅	
	mm	inch
03862200	200 x 159	8 x 6
03862203	250 x 159	10 x 6

641 - Transition piece male (ball / ring) SYSTEM IT x male (ball / lever) SYSTEM B

Art.nr.	∅	
	mm	inch
03862255	200 x 159	8 x 6
03862256	250 x 159	10 x 6

647 - Transition piece female (cup / lever) system IT x female (cup) system B

Art.nr.	∅	
	mm	inch
03862249	200 x 159	8 x 6
03862250	250 x 159	10 x 6

2.4 Quick couplings

662 - BBA non-return-valve “Handy”

Art.nr.	∅	
	mm	inch
09051330	200	8
09051331	250	10
09051332	300	12

611 - Hose connection male (ball / ring)

Art.nr.	∅	
	mm	inch
03771479	200	8
03771480	250	10
03771481	300	12

613 - Hose connection female (cup / lever)

Art.nr.	∅	
	mm	inch
03771491	200	8
03771492	250	10
03771493	300	12

644 - Flange piece male - BBA



Art.nr.	∅		Flange (holes)
	mm	inch	
03811500	200	8	K295 (8)
03811501	200	8	K295 (12)
03811504	250	10	K350 (8)
03811502	250	10	K350 (12)
03811503	300	12	K400 (12)

642 - Flange piece female - BBA

Art.nr.	∅		Flange (holes)
	mm	inch	
03811510	200	8	K295 (8)
03811511	200	8	K295 (12)
03811514	250	10	K350 (8)
03811512	250	10	K350 (12)
03811513	300	12	K400 (12)

2.4 Quick couplings

601 - Coupling female (cup / lever) complete black

Art.nr.	∅	
	mm	inch
03751471	200	8
03751472	250	10
03751473	300	12

603 - Coupling male (ball / ring) black

Art.nr.	∅	
	mm	inch
03751475	200	8
03751476	250	10
03751477	300	12

602 - Ring black

Art.nr.	∅	
	mm	inch
03751483	200	8
03751484	250	10
03751485	300	12

604 - Hook short galvanised

Art.nr.	∅	
	mm	inch
03052000	250	8 / 10
03051999	300	12

605 - Hook long galvanised

Art.nr.	∅	
	mm	inch
03051990	200 / 250	8 / 10
03051989	300	12

2.4 Quick couplings

606 - Lever galvanised

Art.nr.	∅	
	mm	inch
03051980	200 / 250	8 / 10
03051979	300	12

607 - Rivet (set 3 pcs) black

Art.nr.	∅	
	mm	inch
03052010	200 / 250	8 /10
03052009	300	12

608 - O-ring rubber

Art.nr.	∅	
	mm	inch
03891487	200	8
03891488	250	10
03891489	300	12

609 - Welding coupling male (ball / ring) black

Art.nr.	∅	
	mm	inch
03751608	200	8
03751610	250	10
03751612	300	12

610 - Welding coupling female (cup / lever) black

Art.nr.	∅	
	mm	inch
03751618	200	8
03751619	250	10
03751620	300	12

BBA Wellp oint system



3 SYSTEM C

3.1	Discharge pipes	109
3.2	Hoses	110 - 111
3.3	Strainers	112
3.4	Quick couplings	113 - 122
3.5	De-aeration and flow measurement	123 - 124
3.6	Wellpoint systems	125 - 129

SYSTEM C

Is available in the sizes 2-6 inch.

Is compatible with the perrot system.

The maximum system pressure is 10 bar, depending on application.

3.1 Discharge pipes

1220 - Discharge pipe HDPE with quick couplings

Art.nr.	∅ coupling		length	max. pressure
	mm	inch	m	bar
01050805	110	4	5	3
01050806	110	4	5,8	3
01050845	160	6	5	3
01050846	160	6	5,8	3

1221 - Discharge pipe HDPE with quick couplings and clamps

Art.nr.	∅ coupling		length	clamps	max. pressure
	mm	inch	m		bar
01050815	110	4	5	medium duty	6
01050816	110	4	5,8	2 x medium duty	6
01050855	160	6	5	2 x medium duty	5
01050856	160	6	5,8	2 x medium duty	5

HDPE pipes

- High quality PE 100
- Shock proof
- Leightweight
- Durable
- Corrosion free
- Easy handling
- Easy to repair
- Easy to install

3.2 Hoses

1302 - Suction / delivery hose Heduflex with quick couplings

Art.nr.	∅		length	clamps	max. pressure
	mm	inch	m		bar
07048185	102	4	3	2 x medium duty	3
07048183	102	4	3	2 x BBA heavy duty	6
07048184	102	4	4	2 x medium duty	3
07048182	102	4	4	2 x BBA heavy duty	6
07048187	152	6	3	2 x BBA heavy duty	4
07048188	152	6	4	2 x BBA heavy duty	4

1311 - Suction / delivery hose Armorvin with quick couplings

Art.nr.	∅		length	clamps	max. pressure
	mm	inch	m		bar
07018022	100	4	3	2 x medium duty	3
07018023	100	4	4	2 x medium duty	3
07018027	150	6	3	4 x medium duty	2
07018028	150	6	4	4 x medium duty	2

1321 - Suction / delivery hose Vacupress with quick couplings

Art.nr.	∅ hose		length	clamps	max. pressure
	mm	inch	m		bar
07050109	100	4	3	medium duty	3
07050112	100	4	4	medium duty	3
07050114	150	6	3	medium duty	3
07050162	150	6	4	medium duty	3

1330 - Fire hose white with quick couplings storz

Art.nr.	∅ hose		length	type coupling	max. pressure
	mm	inch	m	storz	bar
07064209	50	2	20	NA66	17
07064211	50	2	20	NA81	17
07064213	75	3	20	NA81	17
07064217	75	3	20	NA89	17

1332 - Flat hose vinyl with quick couplings

Art.nr.	∅		length	clamps	max. pressure
	mm	inch	m		bar
07025329	100	4	25	medium duty	6
07026325	150	6	25	medium duty	6

3.2 Hoses

Heduflex suction hoses for dewatering and sewage pumps with quick coupling and strainer

Art.nr	Rubber hose			Coupling		Sewage strainer
	∅ Inner size		Length	M or V*	Hose clamp	Free passage
	mm	inch	m			mm
07047169	102	4	3	Cup / lever	Mikalor	30 x 160
07048170	102	4	4	Cup / lever	Mikalor	30 x 160
07047032	102	4	5	Cup / lever	Mikalor	30 x 160
07047033	102	6	6	Cup / lever	Mikalor	30 x 160
07047036	152	6	4	Cup / lever	BBA	40 x 190
07047037	152	6	5	Cup / lever	BBA	40 x 190
07047038	152	6	6	Cup / lever	BBA	40 x 190

*) Ball/lever (M) Cup (V)

Heduflex suction hoses for dewatering and sewage pumps with flange and strainer

Art.nr	Rubber hose			Coupling		Sewage strainer
	∅ Inner size		Length	Flange type	Hose clamp	Free passage
	mm	inch	m			mm
07047110	102	4	4	K180/8 holes	Mikalor	30 x 160
07047111	102	4	5	K180/8 holes	Mikalor	30 x 160
07047112	102	4	6	K180/8 holes	Mikalor	30 x 160
07047115	152	6	4	K240/8 holes	BBA	40 x 190
07047054	152	6	5	K240/8 holes	BBA	40 x 190
07047055	152	6	6	K240/8 holes	BBA	40 x 190
07047057	203	8	5	K295/8 holes	BBA	60 x 180
07047058	203	8	6	K295/8 holes	BBA	60 x 180

Heduflex suction hoses for high head pumps with quick coupling and strainer

Art.nr	Rubber hose			Coupling		Sewage strainer
	∅ Inner size		Length	M or V*	Hose clamp	Free passage
	mm	inch	m			mm
07046993	102	4	3	Cup / lever	Mikalor	15
07046994	102	4	4	Cup / lever	Mikalor	15
07046995	102	4	5	Cup / lever	Mikalor	15
07046996	102	6	6	Cup / lever	Mikalor	15
07047076	152	6	4	Cup / lever	BBA	20
07047077	152	6	5	Cup / lever	BBA	20
07047078	152	6	6	Cup / lever	BBA	20

*) Ball/lever (M) Cup (V)

Heduflex suction hoses for high head pumps with flange and strainer

Art.nr	Rubber hose			Coupling		Sewage strainer
	∅ Inner size		Length	Flange type	Hose clamp	Free passage
	mm	inch	m			mm
07047120	102	4	4	K180/8 holes	Mikalor	30 x 160
07047121	102	4	5	K180/8 holes	Mikalor	30 x 160
07047122	102	4	6	K180/8 holes	Mikalor	30 x 160
07047071	152	6	4	K240/8 holes	BBA	40 x 190
07047072	152	6	5	K240/8 holes	BBA	40 x 190
07047073	152	6	6	K240/8 holes	BBA	40 x 190
07047087	203	8	5	K295/8 holes	BBA	60 x 180
07047088	203	8	6	K295/8 holes	BBA	60 x 180

3.3 Strainers

168 - Strainer with coupling female (cup / lever)

Art.nr.	⌀ Coupling		Free passage
	mm	inch	mm
03141841	50	2	15
03141843	89	3	15
03141844	108	4	15
03141846	159	6	20

170 - Strainer with hose connection

Art.nr.	⌀ Spigot		Free passage
	mm	inch	mm
03141241	50	2	15
03141243	89	3	15
03141244	108	4	15
03141246	159	6	20

156 - Sewage strainer female (cup / lever)

Art.nr.	⌀ Coupling		Free passage
	mm	inch	mm
03842001	108	4	30 x 160
03842002	159	6	40 x 190

155 - Sewage strainer with hose connection

Art.nr.	⌀ Spigot		Free passage
	mm	inch	mm
03842004	108	4	30 x 160
03842006	159	6	40 x 190

160 - Strainer bin female (cup / lever)

Art.nr.	⌀ Coupling		Free passage
	mm	inch	mm
03842504	108	4	50 x 50
03842506	159	6	50 x 50

3.4 Quick couplings

119 - Bend 90°

Art.nr.	⌀	
	mm	inch
03071921	50	2
03071923	89	3
03071924	108	4
03071926	159	6

121 - Bend 45°

Art.nr.	⌀	
	mm	inch
03071121	50	2
03071123	89	3
03071124	108	4
03071126	159	6

133 - T-piece x female (cup / lever)

Art.nr.	⌀	
	mm	inch
03091131	50	2
03091133	89	3
03091134	108	4
03091136	159	6

134 - T-piece x male (ball)

Art.nr.	⌀	
	mm	inch
03091141	50	2
03091143	89	3
03091144	108	4
03091146	159	6

136 - T-piece female 45° (cup / lever)

Art.nr.	⌀		Branch
	mm	inch	inch
03091153	108	4	4
03091151	159	6	6
03091139	159	6	4

3.4 Quick couplings

137 - Y-piece female (cup / lever) x male (ball)

Art.nr.	∅	
	mm	inch
03221363	108	4
03221365	159	6

138 - Y-piece male (ball) x female (cup / lever)

Art.nr.	∅	
	mm	inch
03221370	50	2
03221372	89	3
03221373	108	4
03221375	159	6

132 - End plug female (cup / lever)

Art.nr.	∅	
	mm	inch
03061151	50	2
03061153	89	3
03061154	108	4
03061156	159	6

131 - End plug male (ball)

Art.nr.	∅	
	mm	inch
03061161	50	2
03061163	89	3
03061164	108	4
03061166	159	6

3.4 Quick couplings

129 - Reduction piece

Art.nr.	∅ female (cup / lever) x male (ball)	
	mm	inch
03161183	108 x 89	4 x 3
03161185	159 x 108	6 x 4

130 - Reduction piece

Art.nr.	∅ male x female (cup / lever)	
	mm	inch
03161173	108 x 89	4 x 3
03161175	159 x 108	6 x 4

139 - Reversing piece female (cup / lever)

Art.nr.	∅	
	mm	inch
03151191	50	2
03151193	89	3
03151194	108	4
03151196	159	6

140 - Reversing piece male (ball)

Art.nr.	∅	
	mm	inch
03151201	50	2
03151203	89	3
03151204	108	4
03151206	159	6

161 - Gate valve with couplings

Art.nr.	∅	
	mm	inch
09011854	108	4
09011856	159	6

3.4 Quick couplings

162 - BBA non-return valve “Handy” male (ball) x female (cup / lever)



Art.nr.	⌀	
	mm	inch
09051325	108	4
09051328	159	6

BBA “Handy” non-return-valve

Our BBA “Handy” non-return valve is made of a robust steel casing and a low-maintenance rubber discs valve.

The complete assembly is light weight, portable, stackable and has a sturdy base plate.

The non-return valve can be used when several pumps are connected to one discharge line like pipe-line dewatering.

3.4 Quick couplings

117 - Hose connection female (cup / lever)

Art.nr.	⌀ Spigot	
	mm	inch
03082105	50	2
03082103	75	3
03082107	100	4
03082109	150	6

115 - Hose connection male (ball)

Art.nr.	⌀ Spigot	
	mm	inch
03082115	50	2
03082113	75	3
03082117	100	4
03082119	150	6

118 - Hose connection “special” female (cup / lever)

Art.nr.	⌀		⌀ spigot
	mm	inch	
03082186	108	4	75
03082187	108	4	89
03082191	108	4	125
03081309	159	6	100
03081311	159	6	125

116 - Hose connection male (ball)

Art.nr.	⌀		⌀ spigot
	mm	inch	
03082155	108	4	75
03082156	108	4	89
03082158	108	4	125
03082170	159	6	100
03082172	159	6	125

3.4 Quick couplings

101 - Coupling female (cup / lever) complete black, incl. rivet

Art.nr.	∅	
	mm	inch
03051061	50	2
03051063	89	3
03051064	108	4
03051066	159	6

103 - Coupling male (ball) black, incl. rivet

Art.nr.	∅	
	mm	inch
03051051	50	2
03051053	89	3
03051054	108	4
03051056	159	6

104 - Hook short galvanised, incl. rivet

Art.nr.	∅	
	mm	inch
03051991	50	2
03051993	89	3
03051994	108	4
03051996	159	6

105 - Hook long galvanised, incl rivet

Art.nr.	∅	
	mm	inch
03051981	50	2
03051983	89	3
03051984	108	4
03051986	159	6

106 - Lever galvanised, incl. rivet

Art.nr.	∅	
	mm	inch
03051971	50	2
03051973	89	3
03051974	108	4
03051976	159	6

3.4 Quick couplings

107 - Rivet black (set 3 pcs)

Art.nr.	∅	
	mm	inch
03052001	50	2
03052004	108	3/4
03052006	159	6

108 - O-ring rubber

Art.nr.	∅	
	mm	inch
03391092	50	2
03391094	89	3
03391095	108	4
03391097	159	6

109 - Welding coupling male (ball) black

Art.nr.	∅	
	mm	inch
03041881	50	2
03041883	89	3
03041884	108	4
03041886	159	6

110 - Welding coupling female (cup / lever) black - lever and hooks galvanised

Art.nr.	∅	
	mm	inch
03041971	50	2
03041973	89	3
03041974	108	4
03041976	159	6

3.4 Quick couplings

127 - Threaded bend male (ball) 90° - outer thread

Art.nr.	∅	
	mm	inch
1866156010	50	2
1866156030	89	3
03131334	108	4
03131336	159	6

146 - Thread piece female (cup / lever) - outer thread

Art.nr.	∅ coupling		∅ outer thread
	mm	inch	inch
03101208	50	2	1,5
03101210	50	2	2
03101213	89	3	3
03101121	89	3	2,5
03101214	108	4	4
03101217	108	4	3
03101218	108	4	2
03101216	159	6	6

147 - Thread piece male (ball) - outer thread

Art.nr.	∅ coupling		∅ outer thread
	mm	inch	inch
1866171410	50	2	1,5
03101220	50	2	2
1866155270	89	3	3
03101224	108	4	4
03101229	108	4	2
03101227	108	4	3
03101226	159	6	6
03101230	159	6	4

148 - Thread piece female (cup / lever) - inner thread

Art.nr.	∅		∅ inner thread
	mm	inch	inch
03101207	50	2	2
03101246	89	3	3
03101247	108	4	4
03101248	159	6	6

149 - Thread piece male (ball) - inner thread

Art.nr.	∅		∅ inner thread
	mm	inch	inch
03101236	50	2	2
03101242	89	3	3
03101244	108	4	4
03101249	159	6	6

3.4 Quick couplings

122 - Flange bend male (ball) 90° - BBA

Art.nr.	∅		Flange (holes)	PN
	mm	inch		
03121311	50	2	K125 (4)	16
03121313	89	3	K160 (4)	16
03121314	108	4	K180 (8)	16
03121316	159	6	K240 (8)	16

124 - Flange bend male (ball) 135° - BBA

Art.nr.	∅		Flange (holes)	PN
	mm	inch		
03121321	50	2	K125 (4)	16
03121323	89	3	K160 (4)	16
03121324	108	4	K180 (8)	16
03121326	159	6	K240 (8)	16

142 - Flange piece female (cup / lever) - BBA

Art.nr.	∅		Flange (holes)	PN
	mm	inch		
03111901	50	2	K125 (4)	16
03111903	89	3	K160 (4)	16
03111224	108	4	K180 (8)	16
03111226	159	6	K240 (8)	16

144 - Flange piece male (ball) - DIN

Art.nr.	∅		Flange (holes)	PN
	mm	inch		
03111301	50	2	K125 (4)	16
03111303	89	3	K160 (4)	16
03111204	108	4	K180 (8)	16
03111206	159	6	K240 (8)	16

3.4 Quick couplings

801 - Ring gasket

Art.nr.	∅		Flange without holes
	mm	inch	
03401911	50	2	K 125
03401914	89	3	K 160
03401915	108	4	K 180
03401917	159	6	K 240

802 - Flange gasket - DIN

Art.nr.	∅		Flange with holes
	mm	inch	
03401921	50	2	K 125 (4)
03401924	89	3	K 160 (4)
03401925	108	4	K 180 (8)
03401927	159	6	K 240 (8)

3.5 De-aeration and flow measurement

860 -De-aeration unit

Art.nr.	∅	
	mm	inch
13313014	108	4
13313016	159	6

166 -Sand collector



Art.nr.	Flow capacity
	m^3/h
14800601	60

165 - BBA "Handy" flow meter (portable, in casing) with quick couplings

Art.nr.	∅		max. cap.	type
	mm	inch	m^3/h	
13018305	108	4	180	turbine inside waterstream DWM
13018352	152	6	350	turbine inside waterstream DWM

164 - BBA "Handy" flow meter (portable, in casing) with quick couplings



Art.nr.	∅		max. cap.	type
	mm	inch	m^3/h	
13018102	108	4	250	turbine outside waterstream DWI
13018152	152	6	500	turbine outside waterstream DWI

Siemens "Handy" flow meter, MAG 8000 battery powered, in portable casing

Art.nr.	∅ coupling		max. cap.	type
	mm	inch	m^3/h	
14511825	108	4	80	MAG8000 DN50*
14511911	108	4	250	MAG8000 DN100

* For low flow applications.

3.5 De-aeration and flow measurement

864 -Sock flow control unit

Art.nr.	∅ Coupling		∅ Branche
	mm	inch	mm
13407218	108	4	1 x 58
	Suitable for 80 and 100 mm drain		

141 - Sock drain connection piece

Art.nr.	∅		∅ Drain connection
	mm	inch	mm
03081818	108	4	89
03081820	108	4	100
	Suitable for 80 and 100 mm drain		

BBA sock flow control unit

The BBA sock flow control unit keeps your sock system going. If limited water is available, the BBA sock flow control unit temporarily shuts off the sock drain connected to it.
This prevents excessive air intake which unbalances the sock system and allows you to connect several sock drains to one pump!

BBA de-aeration unit

The BBA de-aeration unit separates the air from the water. This prevents extreme pressure fluctuation in your discharge pipe system.

3.6 Wellpoint system BBA Pumps

1215 - Header pipes HDPE - with quick couplings

Art.nr.	∅			length
	mm	inch	mm	m
01061033	110	4	2 x 51 mm	5,8
01061034	110	4	3 x 51 mm	5,8
01061048	110	4	4 x 51 mm	5,8
01061037	110	4	2 x 57 mm	5,8
01061040	110	4	3 x 57 mm	5,8
01061029	110	4	4 x 57 mm	5,8

1390 - BBA wellpoint hose (rubber, UV resistant)

Art.nr.	∅ (inner)	length
	mm	m
07054135	50 / 50	1

1391 - Armorvin wellpoint hose (PVC reinforced, transparent)

Art.nr.	∅ (inner)	length	
	mm	m	
07054130	50 / 50	1	HNP
07054128	50 / 50	1,5	HNA

1290 - Branch cover / plug

Art.nr.	type	∅ branch
		mm
11421939	cover	51
11421341	conical plug	51 / 57

810 - Hose clamp light duty

Art.nr.	∅		Wellpoint hose
	mm	inch	mm
1866170140	50-65	2	50
1866171180	57-70	2	57

3.6 Wellpoint system “COUPLING”

1216 - Header pipes HDPE - with quick couplings

Art.nr.	∅		type	length
	mm	inch	mm	m
01061038	110	4	3x male SYSTEM C 2”	5,8
01060905	110	4	4x male SYSTEM C 2”	5,8

1391 - Armorvin wellpoint hose (PVC reinforced, transparent)

Art.nr.	∅ (inner)	length	
	mm	m	
07054130	50 / 50	1	HNP
07054128	50 / 50	1,5	HNA

812 - Hose clamp medium duty

Art.nr.		
	inch	mm
07204262	2	60-63

132 - End plug female (cup / lever)

Art.nr.	∅	
	mm	inch
03061151	50	2

131 - End plug male (ball)

Art.nr.	∅	
	mm	inch
03061161	50	2

3.6 Wellpoint system “COUPLING”

115 - Hose connection male (ball) galvanised

Art.nr.	∅	
	mm	inch
03082115	50	2

117 - Hose connection female (cup / lever) galvanised

Art.nr.	∅	
	mm	inch
03082105	50	2

148 - Thread piece female (cup / lever) inner thread

Art.nr.	∅	
	mm	inch
03101207	50	2

149 - Thread piece male (ball) inner thread

Art.nr.	∅	
	mm	inch
03101235	50	2

3.6 Wellpoint filters BBA pumps shock proof

1402 - Vacuum wellpoint filter PVC (shock proof) with flat bottom

Art.nr.	∅ (outer)	length	perforation length	perforation
	mm	m	m	mm
11116920	50	1	1	0,3
11117000	50	3	1	0,3
11117001	50	4	1	0,3
11117002	50	5	1	0,3
11117003	50	6	1	0,3
11117004	50	7	1	0,3
11117074	50	9	1	0,3

Vacuum wellpoint filter PVC (shock proof) with point bottom and drop tube

Art.nr.	∅ (outer)	length	perforation length	perforation
	mm	m	m	mm
11117129	50	1	1	0,3
11117137	50	6	1	0,3
11117136	50	9	1	0,3

1404 - Gravity filter (shock proof) with bottom

Art.nr.	∅ (outer)	length	perforation length	perforation
	mm	m	m	mm
11117027	90	8	6	0,3
11117038	90	9	7	0,3

0000 - Glue coupling

Art.nr.	∅ (inner)
11276050	50 - 50
11106030	50 - 48 (US pvc)
11279000	90 - 90

Jetting tube

Art.nr.	
14600104	Jetting tube 2” length 5 meters with 15 meters hose
	incl. storz coupling 81 x 65

4 Flange pipes

1501 - HPE 100 pipe with flanges - SDR 33

flange steel, galvanized, with epoxy coating					
SDR 33	thickness	length 6mtr	length 8mtr	length 10 mtr	length 12 mtr
∅	mm	Art.nr.	Art.nr.	Art.nr.	Art.nr.
160	4,9	01802000	01802001	01802002	01802003
200	6,2	01802004	01802005	01802006	01802007
225	6,9	01802008	01802009	01802010	01802011
250	7,7	01802012	01802013	01802014	01802015
315	9,7	01802016	01802017	01802018	01802019
355	10,9	01802020	01802021	01802022	01802023
400	12,3	01802024	01802025	01802026	01802027
450	13,8	01802028	01802029	01802030	01802031
500	15,3	01802032	01802033	01802034	01802035

1502 - HPE 100 pipe with flanges - SDR 26

flange steel, galvanized, with epoxy coating					
SDR 26	thickness	length 6mtr	length 8mtr	length 10 mtr	length 12 mtr
∅	mm	Art.nr.	Art.nr.	Art.nr.	Art.nr.
160	6,2	01801801	01801802	01801803	01801804
200	7,7	01801805	01801806	01801807	01801808
225	8,6	01801809	01801810	01801811	01801812
250	9,6	01801813	01801814	01801815	01803055
315	12,1	01801817	01801818	01801819	01801820
355	13,6	01801821	01801822	01801823	01801824
400	15,3	01801825	01801826	01801827	01801828
450	17,2	01801829	01801830	01801831	01801832
500	19,1	01801833	01801834	01801835	01801836

1503 - HPE 100 pipe with flanges - SDR 17

flange steel, galvanized, with epoxy coating					
SDR 17	thickness	length 6mtr	length 8mtr	length 10 mtr	length 12 mtr
∅	mm	Art.nr.	Art.nr.	Art.nr.	Art.nr.
160	9,5	01801850	01801851	01801852	01801853
200	11,9	01801854	01801855	01801856	01801857
225	13,4	01801858	01801859	01801860	01801861
250	14,8	01801862	01801863	01801864	01801865
315	18,7	01801866	01801867	01801868	01801869
355	21,1	01801870	01801871	01801872	01801873
400	23,7	01801874	01801875	01801876	01801877
450	26,7	01801878	01801879	01801880	01801881
500	29,7	01801882	01801883	01801884	01801885

Most common pump terminology and abbreviations

Q	Capacity, actual pump delivery in m^3/hour or in gallons per minute
H	Head, vertical height of a static column of liquid in mwc or feet.
n	Pump speed in revolutions per minute (rpm)
η	Efficiency in percentage
P	Power required in kW of Hp
kW	Kilowatt (1 kW = 1.36 Hp Horsepower)
NPSHr	Net Positive Suction Head Required in mwc of ft
NPSHa	Net Positive Suction Head Available in mwc of ft
BEP	Best Efficiency Point
BSFC	Brake Specific Fuel Consumption in g/kWh of lb/Hph
dB(A)	Sound level in decibels (A) stands for the A-scale
V	Velocity in m/s or ft/s
ρ	Density in kg/m^3 is the mass per unit volume of a substance

Friction Loss Nomogram

Nomogram for the calculation of the friction loss, valid for liquids with a viscosity of 1 cSt (e.g.water)

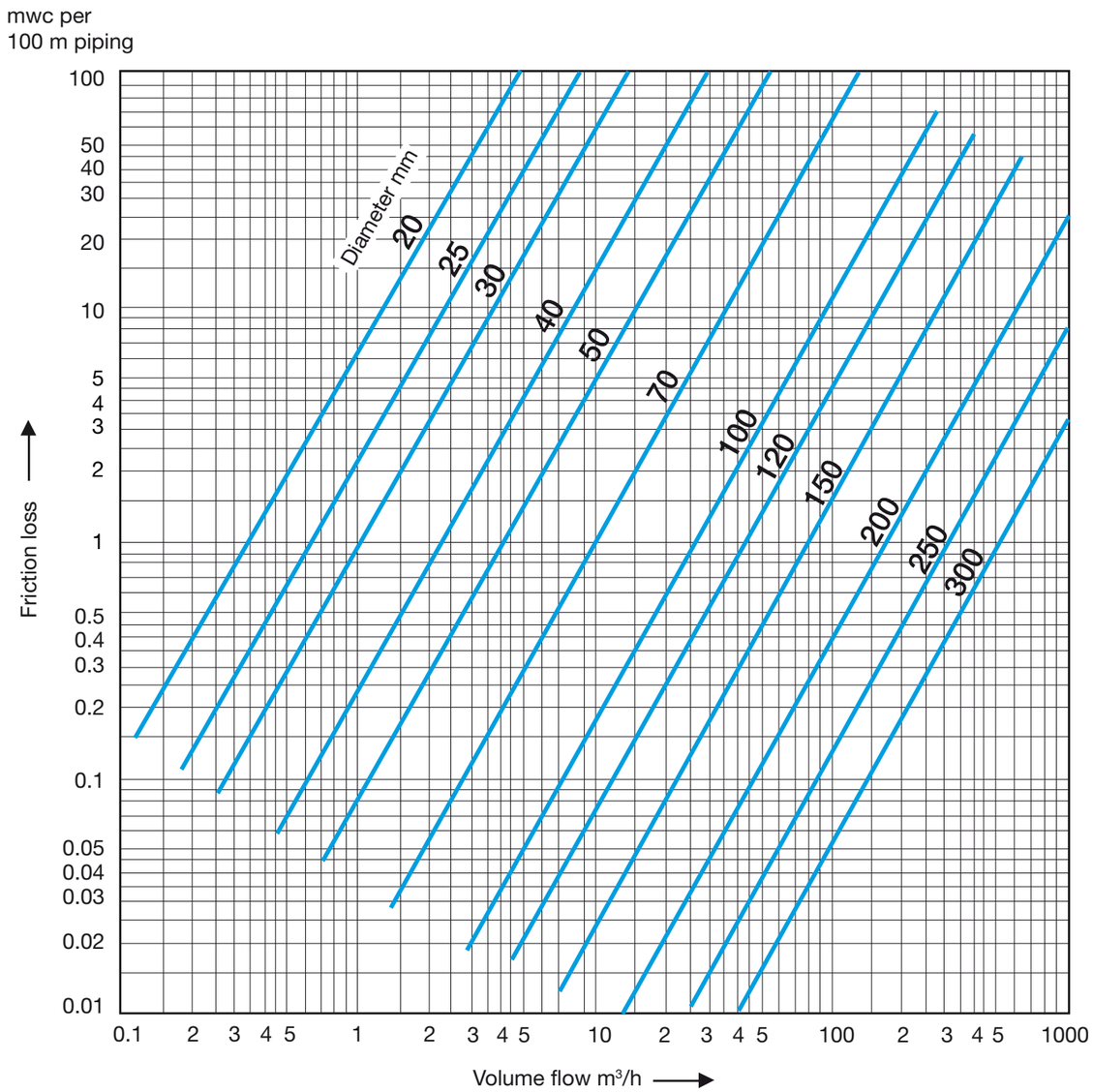

Recommended suction Pipe ID vs Flow Rates by Pipe dimension

Recommendation based on maximum velocity = 4m/s

US gallons	m³/h	(L/sec)	2” 50	3” 75	4” 100	5” 125	6” 150	8” 200	10” 250	12” 300	14” 350	16” 400	18” 450	20” 500
31.7	7.2	2	1.02	0.45	0.25	0.16	0.11	0.06	0.04	0.03	0.02	0.02	0.01	0.01
63.4	14.4	4	2.04	0.91	0.51	0.33	0.23	0.13	0.08	0.06	0.04	0.03	0.03	0.02
95.1	21.6	6	3.06	1.36	0.76	0.49	0.34	0.19	0.12	0.08	0.06	0.05	0.04	0.03
126.8	28.8	8	4.07	1.81	1.02	0.65	0.45	0.25	0.16	0.11	0.08	0.06	0.05	0.04
158.5	36	10	5.09	2.26	1.27	0.81	0.57	0.32	0.20	0.14	0.10	0.08	0.06	0.05
190.2	43.2	12	6.11	2.72	1.53	0.98	0.68	0.38	0.24	0.17	0.12	0.10	0.08	0.06
221.9	50.4	14	7.13	3.17	1.78	1.14	0.79	0.45	0.29	0.20	0.15	0.11	0.09	0.07
253.6	57.6	16	8.15	3.62	2.04	1.30	0.91	0.51	0.33	0.23	0.17	0.13	0.10	0.08
285.3	64.8	18	9.17	4.07	2.29	1.47	1.02	0.57	0.37	0.25	0.19	0.14	0.11	0.09
317	72	20	10.19	4.53	2.55	1.63	1.13	0.64	0.41	0.28	0.21	0.16	0.13	0.10
396.3	90	25	12.73	5.66	3.18	2.04	1.41	0.80	0.51	0.35	0.26	0.20	0.16	0.13
475.5	108	30	15.28	6.79	3.82	2.44	1.70	0.95	0.61	0.42	0.31	0.24	0.19	0.15
634	144	40	20.37	9.05	5.09	3.26	2.26	1.27	0.81	0.57	0.42	0.32	0.25	0.20
792.5	180	50	25.46	11.32	6.37	4.07	2.83	1.59	1.02	0.71	0.52	0.40	0.31	0.25
951	216	60	30.56	13.58	7.64	4.89	3.40	1.91	1.22	0.85	0.62	0.48	0.38	0.31
1109.5	252	70	35.65	15.84	8.91	5.70	3.96	2.23	1.43	0.99	0.73	0.56	0.44	0.36
1268	288	80	40.74	18.11	10.19	6.52	4.53	2.55	1.63	1.13	0.83	0.64	0.50	0.41
1426.5	324	90	45.84	20.37	11.46	7.33	5.09	2.86	1.83	1.27	0.94	0.72	0.57	0.46
1585	360	100	50.93	22.64	12.73	8.15	5.66	3.18	2.04	1.41	1.04	0.80	0.63	0.51
1775.2	403.2	112	57.04	25.35	14.26	9.13	6.34	3.57	2.28	1.58	1.16	0.89	0.70	0.57
1902	432	120	61.12	27.16	15.28	9.78	6.79	3.82	2.44	1.70	1.25	0.95	0.75	0.61
2060.5	468	130	66.21	29.34	16.55	10.59	7.36	4.14	2.65	1.84	1.35	1.03	0.82	0.66
2219	504	140	71.30	31.69	17.83	11.41	7.92	4.46	2.85	1.98	1.46	1.11	0.88	0.71
2337.6	540	150	76.39	33.95	19.10	12.22	8.49	4.77	3.06	2.12	1.56	1.19	0.94	0.76
2536	576	160	81.49	36.22	20.37	13.04	9.05	5.09	3.26	2.26	1.66	1.27	1.01	0.81
2694.6	612	170	86.58	38.48	21.65	13.85	9.62	5.41	3.46	2.41	1.77	1.35	1.07	0.87
2853.1	648	180	91.67	40.74	22.92	14.67	10.19	5.73	3.67	2.55	1.87	1.43	1.13	0.92
3011.6	684	190	96.77	43.01	24.19	15.48	10.75	6.05	3.87	2.69	1.97	1.51	1.19	0.97
3170.1	720	200	101.86	45.27	25.46	16.30	11.32	6.37	4.07	2.83	2.08	1.59	1.26	1.02
3328.6	756	210	106.95	47.53	26.74	17.11	11.88	6.68	4.28	2.97	2.18	1.67	1.32	1.07
3487.1	792	220	112.05	49.80	28.01	17.93	12.45	7.00	4.48	3.11	2.29	1.75	.138	1.12
3645.6	828	230	117.14	52.06	29.28	18.47	13.02	7.32	4.69	3.25	2.39	1.83	1.45	1.17
3804.1	864	240	122.23	54.32	30.56	19.56	13.58	7.64	4.89	3.40	2.49	1.91	1.51	1.22
3962.6	900	250	127.32	56.59	31.83	20.37	14.15	7.96	5.09	3.54	2.60	1.99	1.57	1.27
4121.1	936	260	132.42	58.85	33.10	21.19	14.71	8.28	5.30	3.68	2.70	2.07	1.63	1.32
4279.6	972	270	137.51	61.12	34.38	22.00	15.28	8.59	5.50	3.82	2.81	2.15	1.70	1.38
4438.1	1008	280	142.60	63.38	35.65	22.82	15.84	8.91	5.70	3.96	2.91	2.23	1.76	1.43
4596.6	1044	290	147.70	65.64	36.92	23.63	16.41	9.23	5.91	4.10	3.01	2.31	1.82	1.48
4755.1	1080	300	152.79	67.91	38.20	24.45	16.98	9.55	6.11	4.24	3.12	2.39	1.89	1.53
4913.6	1116	310	157.88	70.17	39.47	25.26	17.54	9.87	6.32	4.39	3.22	2.47	1.95	1.58
5072.1	1152	320	162.97	72.43	40.74	26.08	18.11	10.19	6.52	4.53	3.33	2.55	2.01	1.63
5230.6	1188	330	168.07	74.70	42.02	26.89	18.67	10.50	6.72	4.67	3.43	2.63	2.07	1.68
5389.1	1224	340	173.16	76.96	43.29	27.71	19.24	10.82	6.93	4.81	3.53	2.71	2.14	1.73
5547.6	1260	350	178.25	79.22	44.56	28.52	19.81	11.14	7.13	4.95	3.64	2.79	2.20	1.78
5706.1	1296	360	183.35	81.49	45.84	29.34	20.37	11.46	7.33	5.09	3.74	2.86	2.26	1.83
5864.6	1332	370	188.44	83.75	47.11	30.15	20.94	11.78	7.54	5.23	3.85	2.94	2.33	1.88
6023.1	1368	380	193.53	86.01	48.38	30.97	21.50	12.10	7.74	5.38	3.95	3.02	2.39	1.94
6181.6	1404	390	198.63	88.28	49.66	31.78	22.07	12.41	7.95	5.52	4.05	3.10	2.45	1.99
6340.1	1440	400	203.72	90.54	50.93	32.59	22.64	12.73	8.15	5.66	4.16	3.18	2.52	2.04
6498.6	1476	410	208.81	92.81	52.20	33.41	23.20	13.05	8.35	5.80	4.26	3.26	2.58	2.09
6657.1	1512	420	213.90	95.07	53.48	34.22	23.77	13.37	8.56	5.94	4.37	3.34	2.64	2.14

Correction in dB(A) in relation to distance from the sound source

Distance to heart sound source	Correction (c)
m	dB(A)
2	14,0
3	17,5
4	20,0
5	22,0
6	23,5
7	24,9
8	26,0
9	27,1
10	28,0
15	31,5
20	34,0
25	35,9
30	37,5
35	38,9
40	40,0
45	41,0
50	42,0
55	42,8
60	43,5
70	44,9
80	46,0
90	47,1
100	48,0
110	48,8
120	49,6
130	50,3
140	50,9
150	51,5
160	52,1
170	52,6

Table shows the correction in dB(A) to determine the sound level for different distances.

LWA Value -/- Correction = dB(A)

Example:
LWA Value Dieselunit 90
Distance 7 mtr
Correction - 24,9 dB(A)

Sound level at 7 mtr 65,1 dB(A)

European emission standards for diesel driven pump units

The European emission standards* for new diesel driven pump units have been structured as gradually more stringent tiers known as Stage I...IV standards. The regulations are specified by Directive 97/68/EC with numerous later amendment.

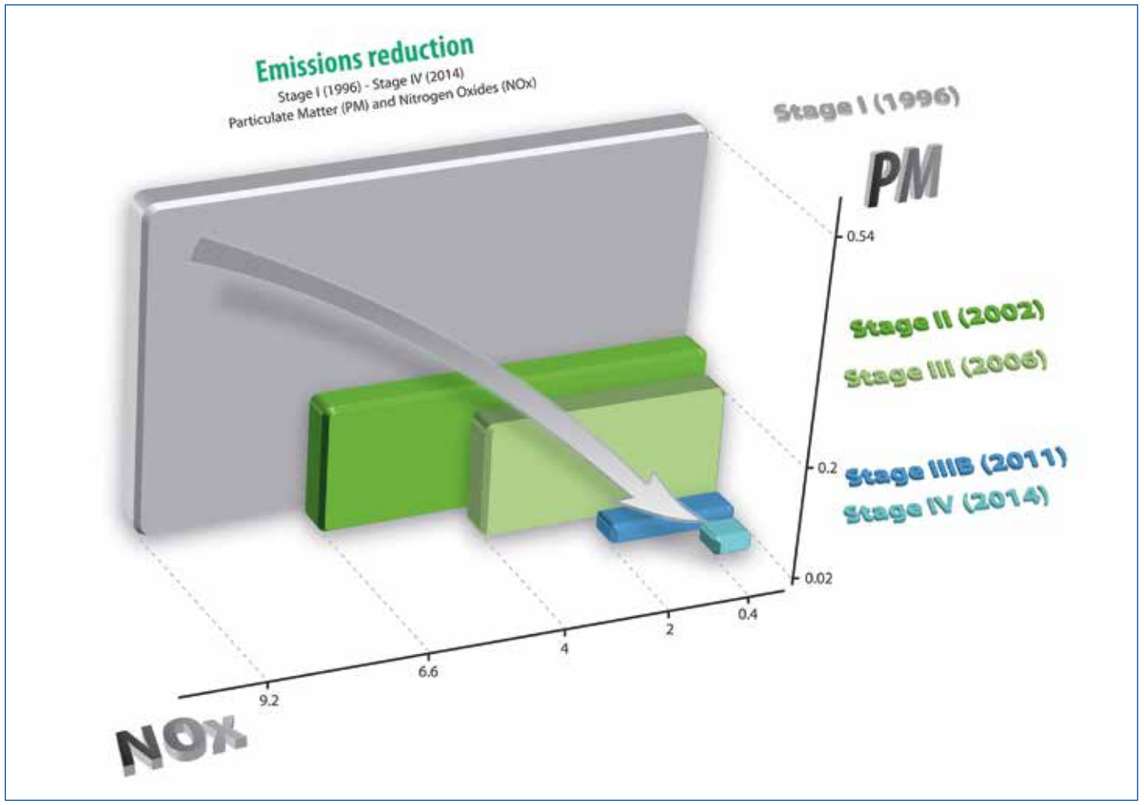

Stage IV power categories and final implementation dates

130 – 560 bkW 2014
56 – 130 bkW 2015

Flexiblity regulation Stage IIIB

The exception that proves the rule. There is an official flexibility regulation for the Original Equipment Manufacturers. In short: a number of engines from the previous Stage category are still allowed. Please contact your BBA sales representative for more information.

Several engine manufacturers use different techniques to comply with the stage IV emission standards. Consult the technical specifications for information on the emission standard of the pump unit.

How SCR works

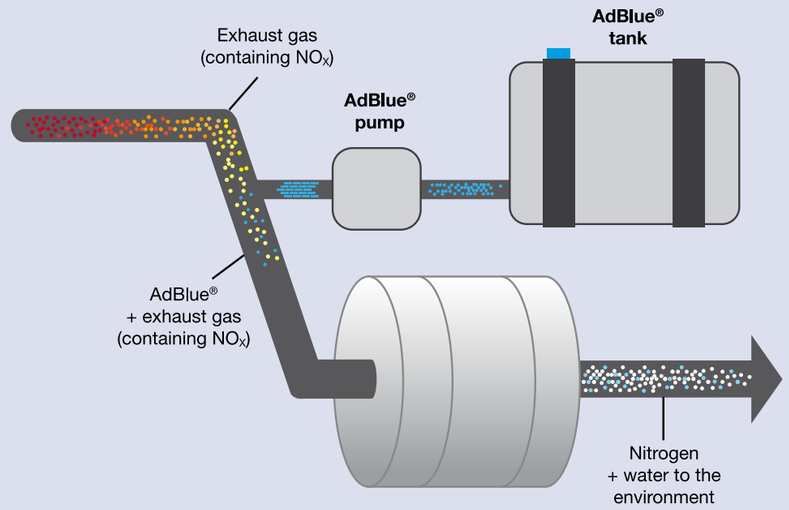

Before the exhaust gases pass through the catalytic converter, up to 5% AdBlue® is added. The NO_x is then converted into harmless nitrogen gas and water vapour, and released into the environment.

The SCR system uses high-efficiency combustion, which results in lower fuel consumption and extremely low levels of partivulate matter (PM), but high levels of nitrogen (NO_x).

Source: Volvo Penta.

Aftertreatment methods

- EGR – Exhaust Gas Recirculation cools and mixes measured amounts of cooled exhaust gas with incoming fresh air to lower peak combustion temperatures and reduce nitrogen oxides (NOx).
- DOC – Diesel Oxidation Catalyst is a flow-through device and reacts with exhaust gases to reduce carbon monoxide, hydrocarbons and some particulate matter.
- DPF – Diesel Particulate Filter forces exhaust gases to flow through channel walls, trapping and holding the remaining particulate matter. Trapped matter is later oxidized within the DPF through a self-activating cleaning process, called passive regeneration, that uses exhaust heat produced during normal operating conditions.
- SCR – Selective Catalytic Reduction is an advanced active emissions control technology system that injects a liquid-reductant agent through a special catalyst into the exhaust stream of a diesel engine. SCR one of the most cost-effective and fuel-efficient technologies available to help reduce diesel engine emissions.

* The European emission standards apply to:

- Albania
- Austria
- Belgium
- Bosnia & Herzegovina
- Bulgaria
- Croatia
- Cyprus
- Czech Republic
- Denmark
- Estonia
- Finland
- France
- Germany
- Greece
- Hungary
- Iceland
- Ireland
- Italy
- Kosovo
- Latvia
- Lichtenstein
- Lithuania
- Luxembourg
- Macedonia
- Malta
- Montenegro
- Netherlands
- Norway
- Poland
- Portugal
- Romenia
- Serbia
- Slovakia
- Slovenia
- Spain
- Switzerland
- Sweden
- United Kingdom

THE NETHERLANDS

BBA Pumps BV (head office)
Edisonstraat 12
7006 RD Doetinchem - The Netherlands
P.O Box 498
7000 AL Doetinchem - The Netherlands

Phone +31 (0)314-368 436
Fax +31 (0)314-378 403
E-mail info@bbapumps.com

BBA Pumps (factory)
Zutphensestraat 242
7325 WV Apeldoorn - The Netherlands

USA

BBA Pumps USA Inc.
1129 Cainhoy Road Unit C
Wando SC 29492 - USA

Phone +1 843 849 3676
E-mail info@bbapumps.com

POLAND

BBA Pumps PL
ul. Geodetów 176
PL-05-500 Piaseczno - Poland

Phone +48 227138611
Fax +48-227138577
E-mail info@bbapumps.pl

CZECH REPUBLIC

BBA Pumps Hranice (factory)
Belotin 287
CZ - 75364 Belotin - Czech Republic

BBA Pumps

www.bbapumps.com